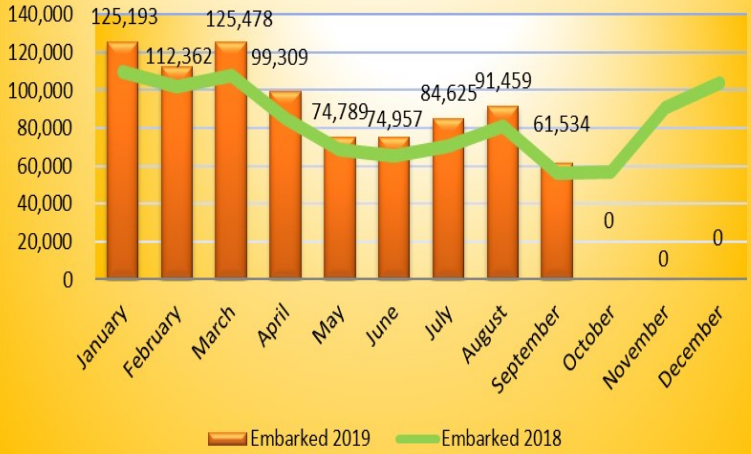


Summary of Traffic 2019

Month	Embarked PAX	Disembarked PAX	Transits PAX	Transfers PAX	Total Pax	Cargo Loaded (Kgs)	Cargo Unloaded (Kgs)	Mail Loaded (Kgs)	Mail Unloaded (Kgs)	Total Cargo & Mail (Kgs)	Aircraft Movements
January	116,269	122,933	4,227	8,924	252,353	265,839	471,832	25,682	22,401	785,754	3,406
February	104,455	114,093	3,667	7,907	230,122	244,787	543,668	17,286	16,671	822,412	3,076
March	116,128	117,320	3,710	9,350	246,508	326,963	622,793	34,065	17,487	1,001,308	3,270
April	91,261	97,360	2,528	8,048	199,197	273,692	539,104	16,086	16,545	845,427	2,772
May	67,662	72,269	1,413	7,127	148,471	296,958	481,083	13,938	13,237	805,216	2,466
June	66,936	74,201	1,477	8,021	150,635	263,575	444,543	14,795	14,870	737,783	2,424
July	74,957	89,546	1,689	9,668	175,860	231,208	542,300	19,400	18,555	811,463	2,696
August	81,771	81,678	1,803	9,688	174,940	183,417	417,149	9,403	11,469	621,438	2,398
September	54,809	63,298	1,498	6,725	126,330	235,978	308,335	8,305	10,936	563,554	2,084
October	0	0	0	0	0	0	0	0	0	0	0
November	0	0	0	0	0	0	0	0	0	0	0
December	0	0	0	0	0	0	0	0	0	0	0
TOTAL	116,150	122,933	4,227	8,924	252,234	265,839	471,832	25,682	22,401	785,754	3,404

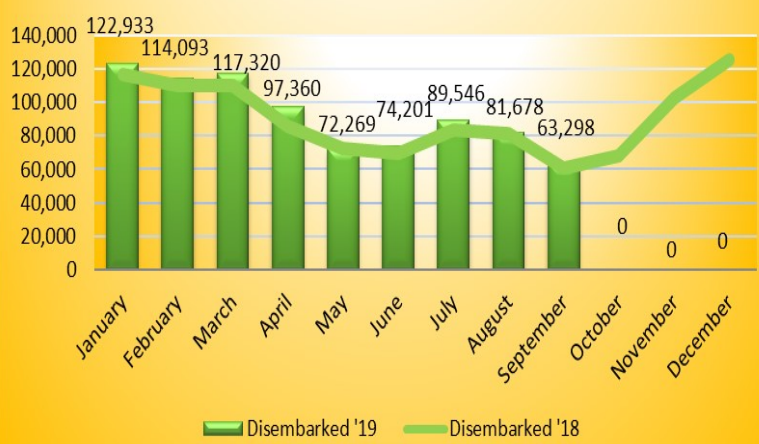
Embarked Passengers 2019

With Comparative 2018



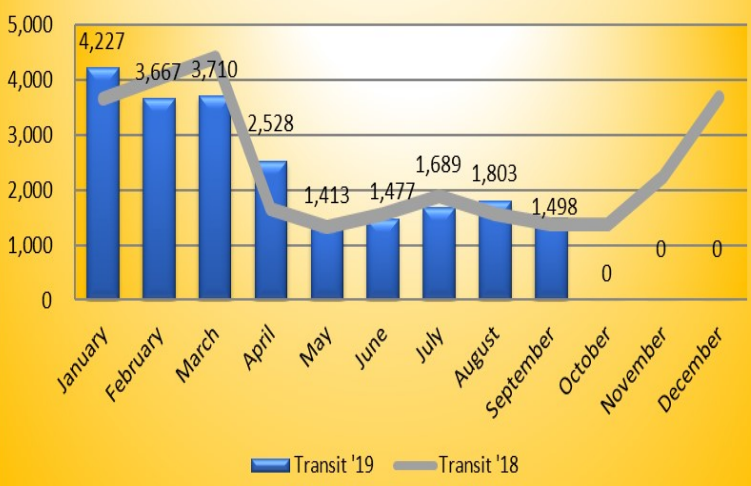
Disembarked Passengers 2019

With Comparative 2018



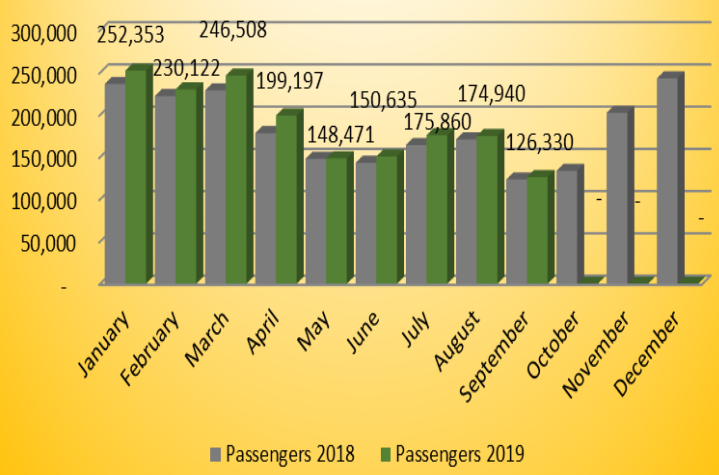
Transit Passengers 2019

With Comparative 2018

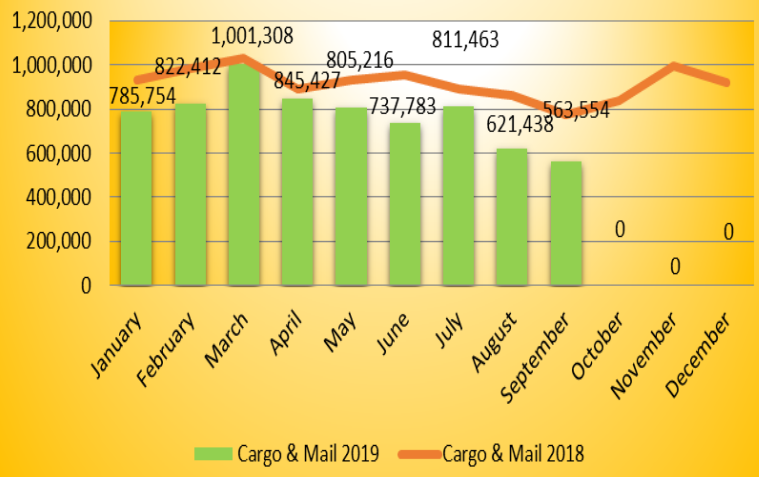


Total Airline Passengers Jan - Dec '19

With Comparative '18



Cargo (kgs) & Mail (kgs) 2019 With Comparative 2018



Aircraft Movements 2019 With Comparative 2018

