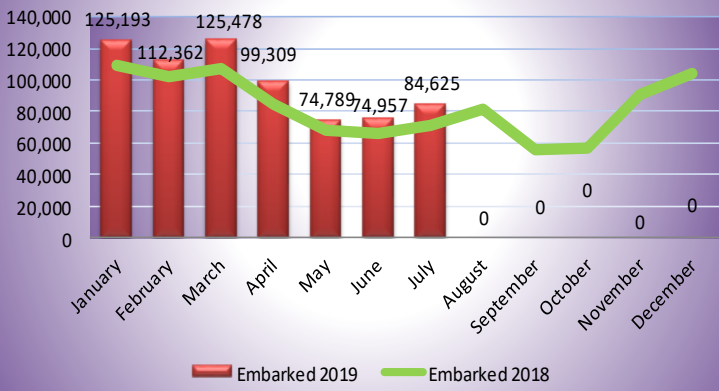


### Summary of Traffic 2019

Month	Embarked PAX	Disembarked PAX	Transits PAX	Transfers PAX	Total Pax	Cargo Loaded (Kgs)	Cargo Unloaded (Kgs)	Mail Loaded (Kgs)	Mail Unloaded (Kgs)	Total Cargo & Mail (Kgs)	Aircraft Movements
January	116,269	122,933	4,227	8,924	<b>252,353</b>	265,839	471,832	25,682	22,401	<b>785,754</b>	3,406
February	104,455	114,093	3,667	7,907	<b>230,122</b>	244,787	543,668	17,286	16,671	<b>822,412</b>	3,076
March	116,128	117,320	3,710	9,350	<b>246,508</b>	326,963	622,793	34,065	17,487	<b>1,001,308</b>	3,270
April	91,261	97,360	2,528	8,048	<b>199,197</b>	273,692	539,104	16,086	16,545	<b>845,427</b>	2,772
May	67,662	72,269	1,413	7,127	<b>148,471</b>	296,958	481,083	13,938	13,237	<b>805,216</b>	2,466
June	66,936	74,201	1,477	8,021	<b>150,635</b>	263,575	444,543	14,795	14,870	<b>737,783</b>	2,424
July	74,957	89,546	1,689	9,668	<b>175,860</b>	231,208	542,300	19,400	18,555	<b>811,463</b>	2,696
August	0	0	0	0	<b>0</b>	0	0	0	0	<b>0</b>	0
September	0	0	0	0	<b>0</b>	0	0	0	0	<b>0</b>	0
October	0	0	0	0	<b>0</b>	0	0	0	0	<b>0</b>	0
November	0	0	0	0	<b>0</b>	0	0	0	0	<b>0</b>	0
December	0	0	0	0	<b>0</b>	0	0	0	0	<b>0</b>	0
<b>TOTAL</b>	<b>637,668</b>	<b>687,722</b>	<b>18,711</b>	<b>59,045</b>	<b>1,403,146</b>	<b>1,903,022</b>	<b>3,645,323</b>	<b>141,252</b>	<b>119,766</b>	<b>5,809,363</b>	<b>20,110</b>

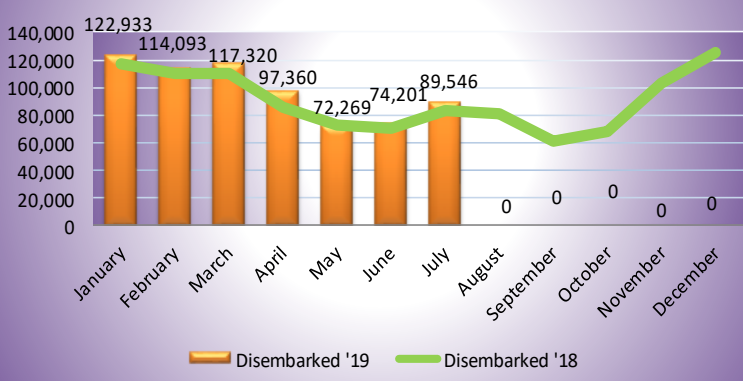
### Embarked Passengers 2019

With Comparative 2018



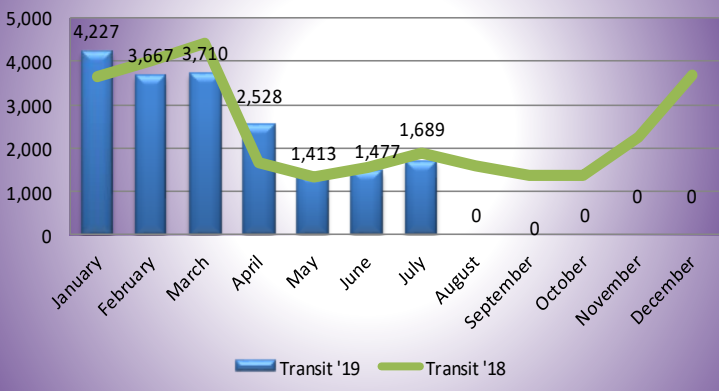
### Disembarked Passengers 2019

With Comparative 2018



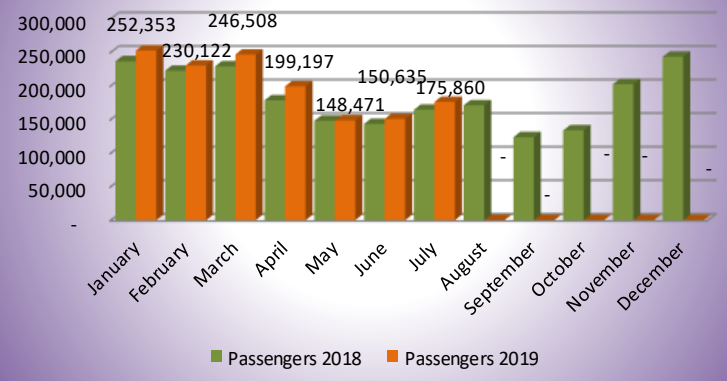
### Transit Passengers 2019

With Comparative 2018

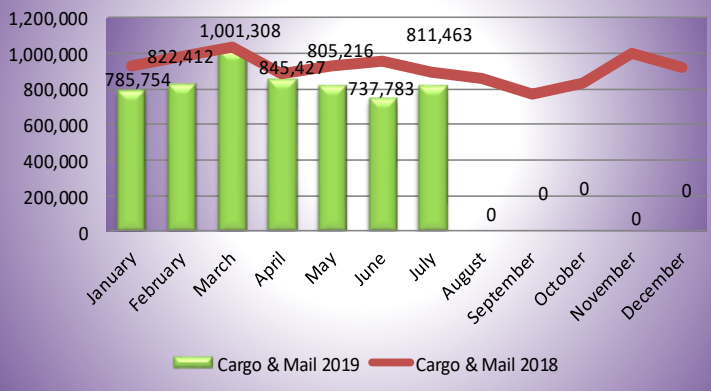


### Total Airline Passengers Jan - Dec '19

With Comparative '18



### Cargo (kgs) & Mail (kgs) 2019 With Comparative 2018



### Aircraft Movements 2019 With Comparative 2018

