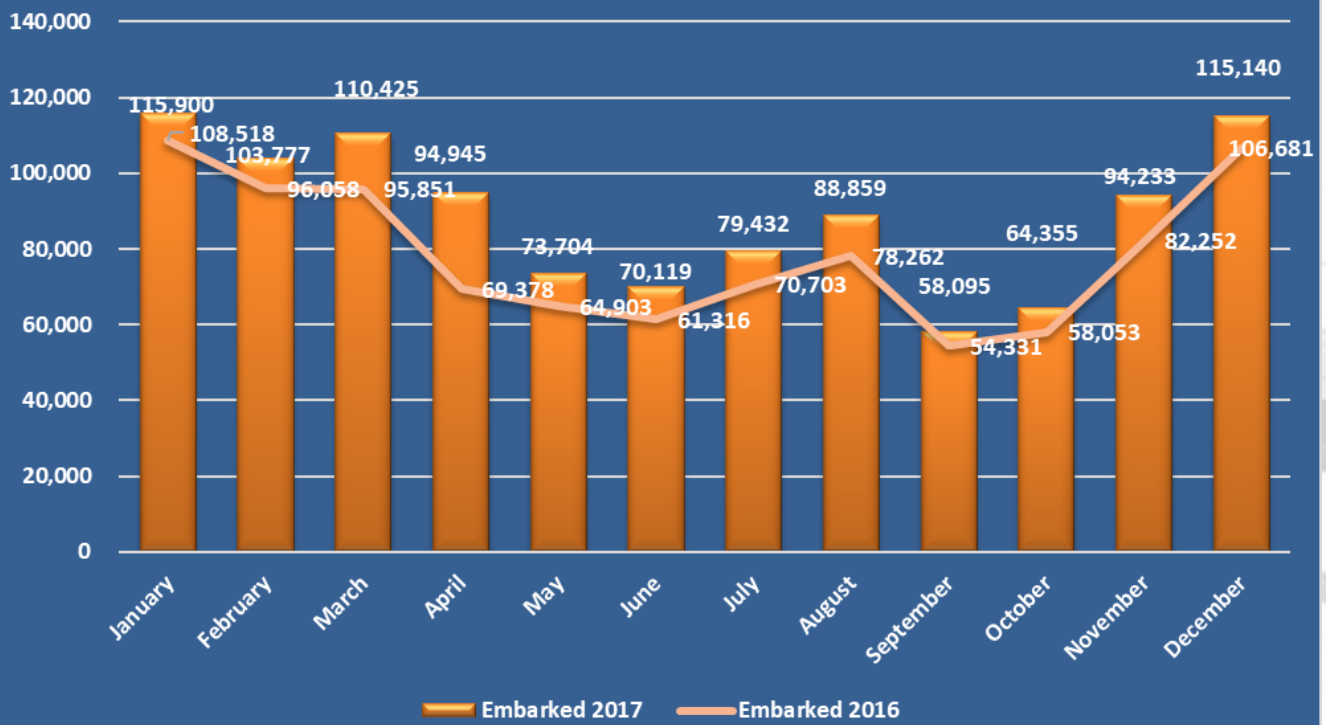


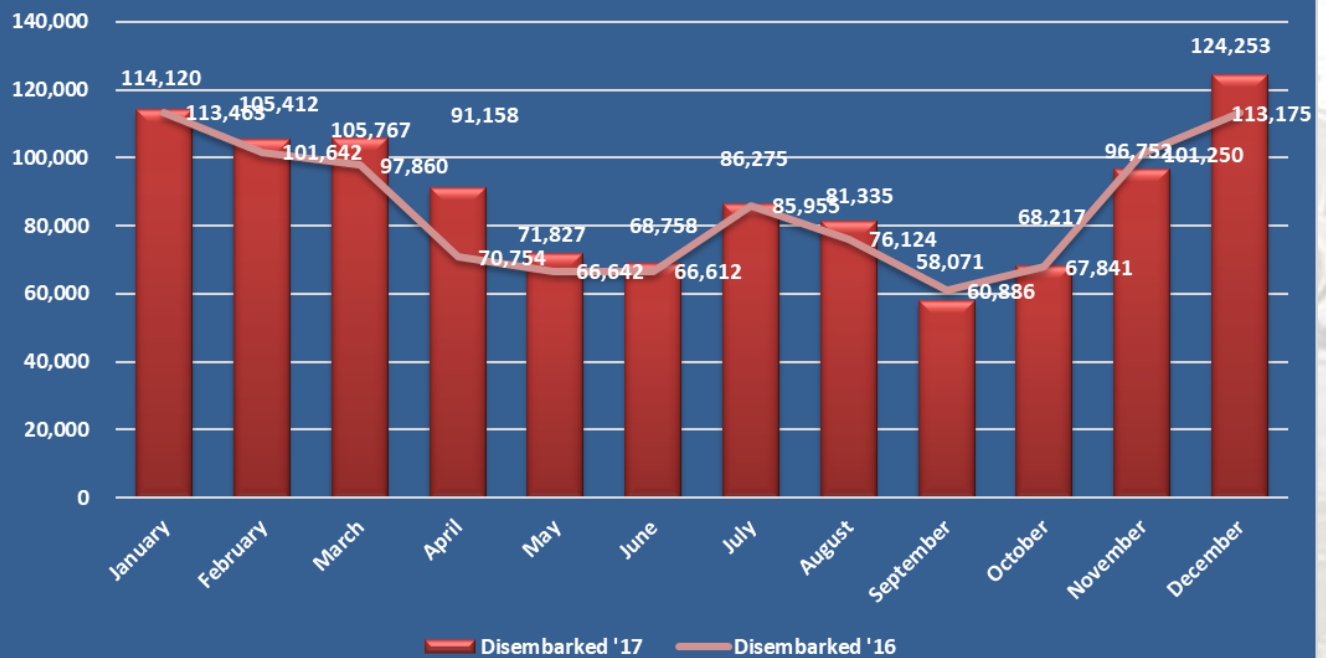
GRANTLEY ADAMS INTERNATIONAL AIRPORT INC.
SUMMARY OF TRAFFIC
2017

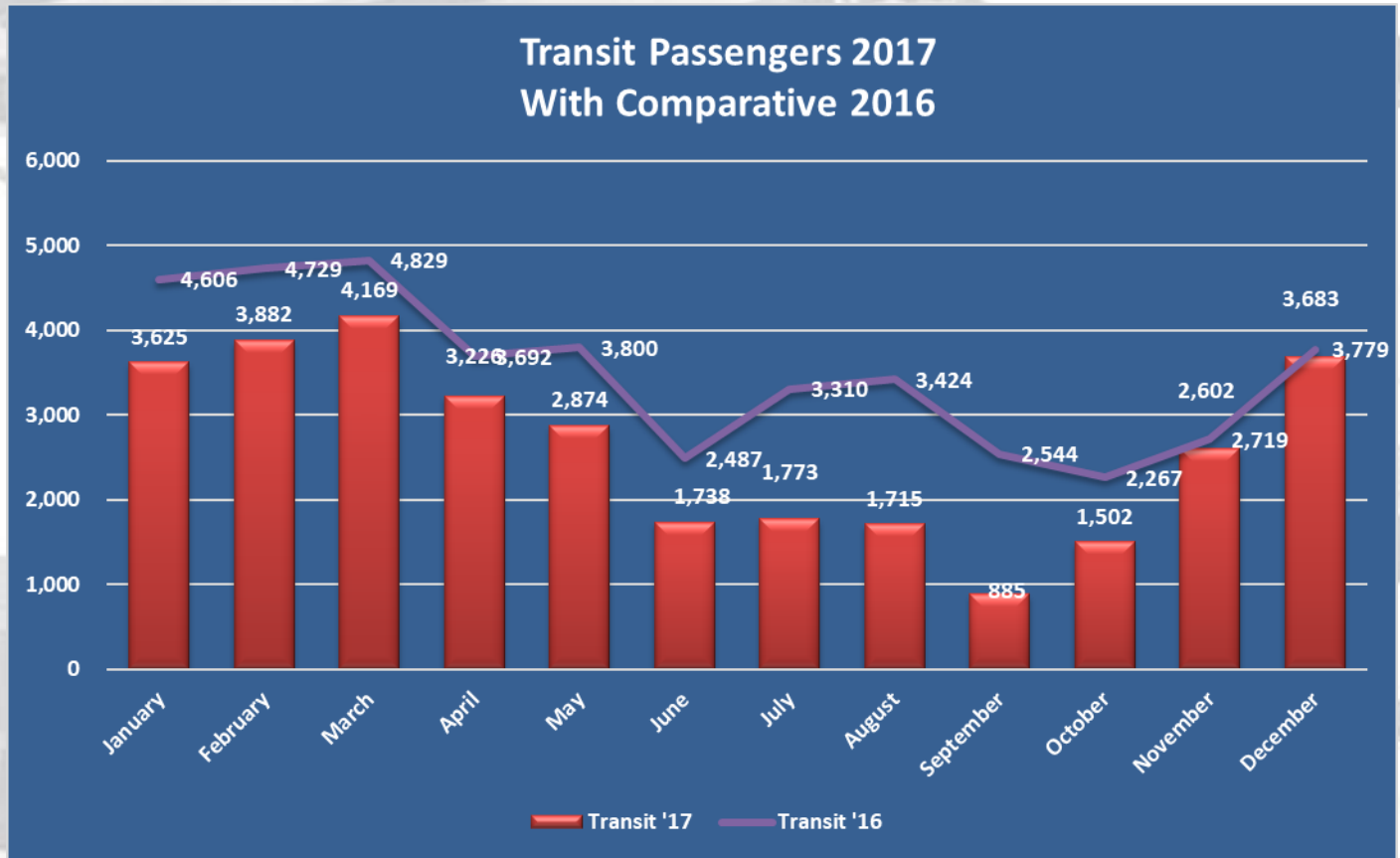
Month	Embarked PAX	Disembarked PAX	Transits PAX	Transfers PAX	Total Passengers	Cargo Loaded (Kgs)	Cargo Unloaded (Kgs)	Mail Loaded (Kgs)	Mail Unloaded (Kgs)	Total Cargo & Mail (Kgs)	Aircraft Movements
January	108,664	114,120	3,625	7,236	233,645	309,331	574,998	29,686	42,276	956,291	3,078
February	98,103	105,412	3,882	5,674	213,071	266,915	565,315	17,893	23,253	873,376	2,820
March	103,181	105,767	4,169	7,244	220,361	376,602	759,335	23,907	30,085	1,189,929	3,036
April	87,907	91,158	3,226	7,038	189,329	241,927	559,936	16,307	30,375	848,545	2,704
May	68,034	71,827	2,874	5,670	148,405	318,360	597,161	25,360	31,852	972,733	2,422
June	63,521	68,758	1,738	6,598	140,615	276,860	615,685	34,779	33,058	960,382	2,302
July	69,892	86,275	1,773	9,540	167,480	236,907	549,778	25,977	35,187	847,849	2,592
August	80,627	81,335	1,715	8,232	171,909	245,479	531,005	20,747	26,821	824,052	2,648
September	52,990	58,071	885	5,105	117,051	293,873	494,407	22,911	31,859	843,050	2,356
October	58,595	68,217	1,502	5,760	134,074	317,240	659,607	28,606	41,790	1,047,243	2,496
November	88,503	96,752	2,602	5,730	193,587	329,502	719,683	25,492	29,687	1,104,364	2,660
December	107,888	124,253	3,683	7,252	243,076	333,271	862,402	23,090	34,771	1,253,534	3,238
TOTAL	987,905	1,071,945	31,674	81,079	2,172,603	3,546,267	7,489,312	294,755	391,014	11,721,348	32,352

Embarked Passengers 2017 With Comparative 2016

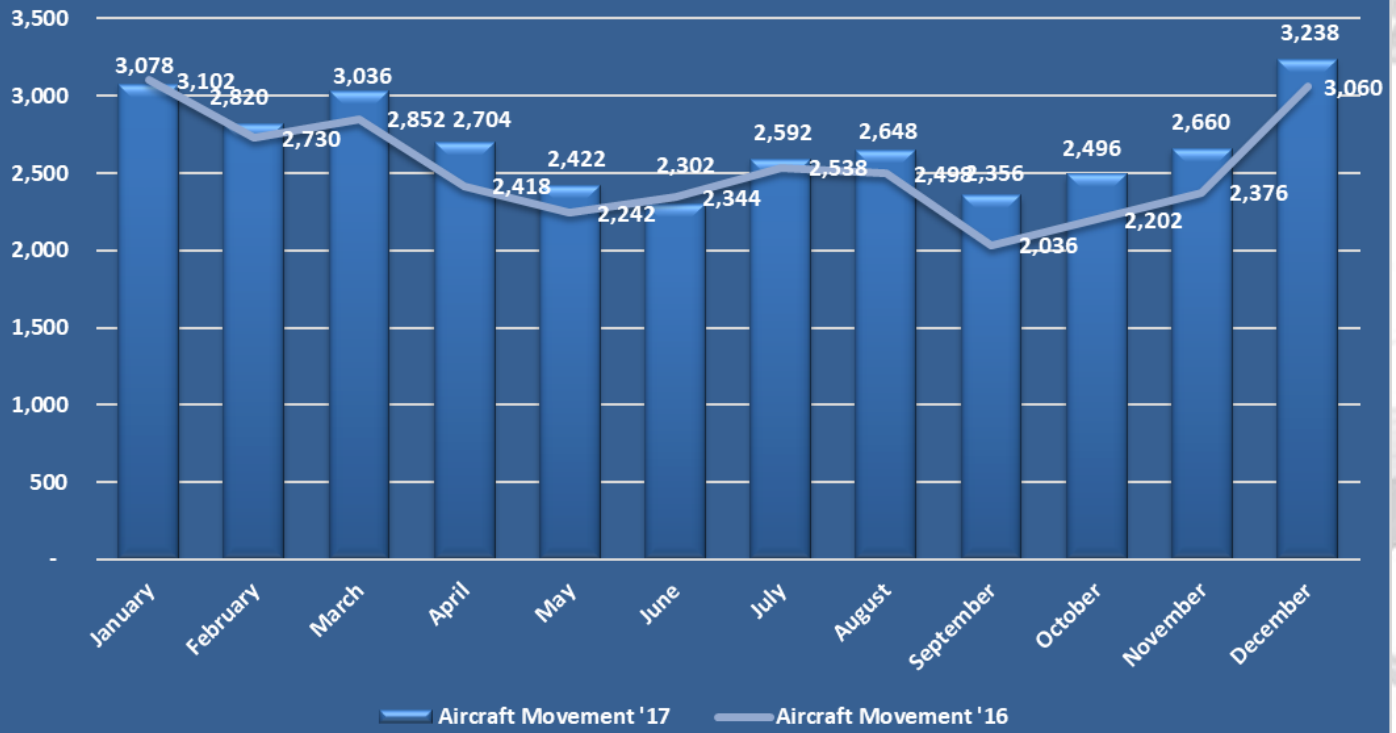


Disembarked Passengers 2017 With Comparative 2016





Aircraft Movements 2017 With Comparative 2016



Cargo (kgs) & Mail (kgs) 2017 With Comparative 2016

