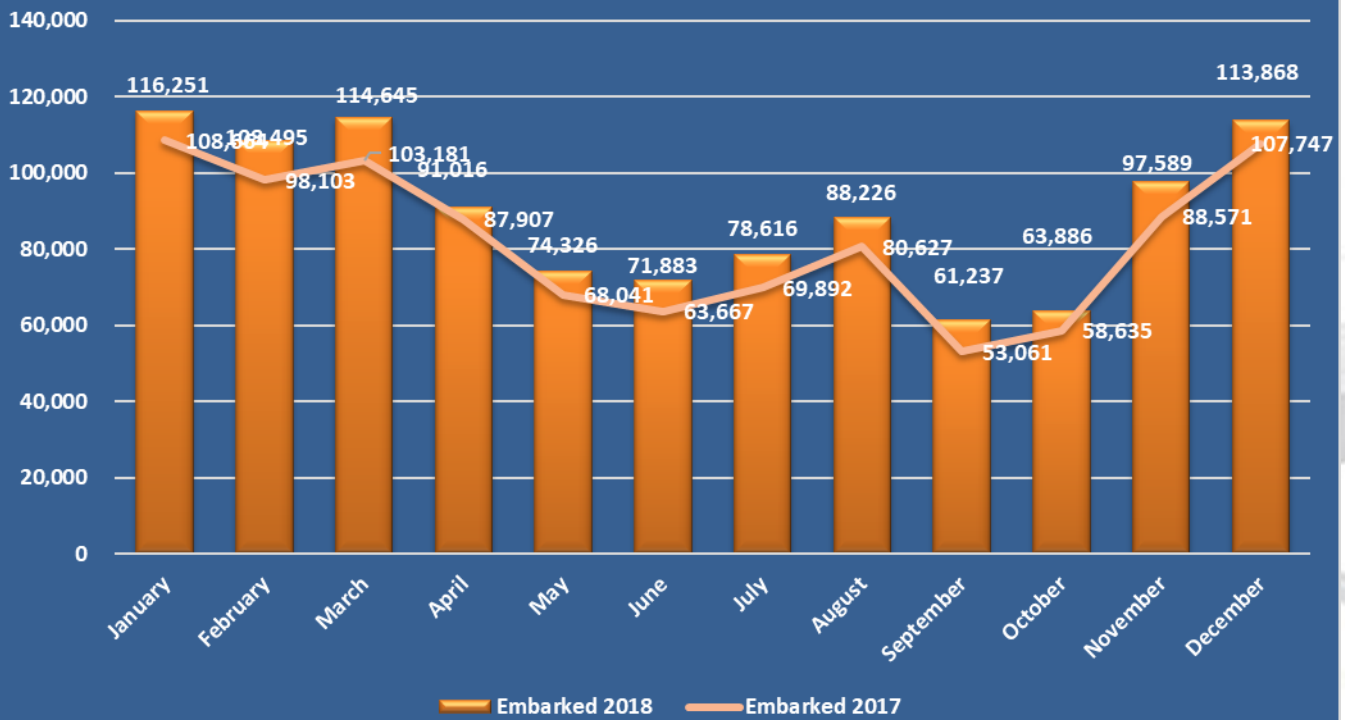


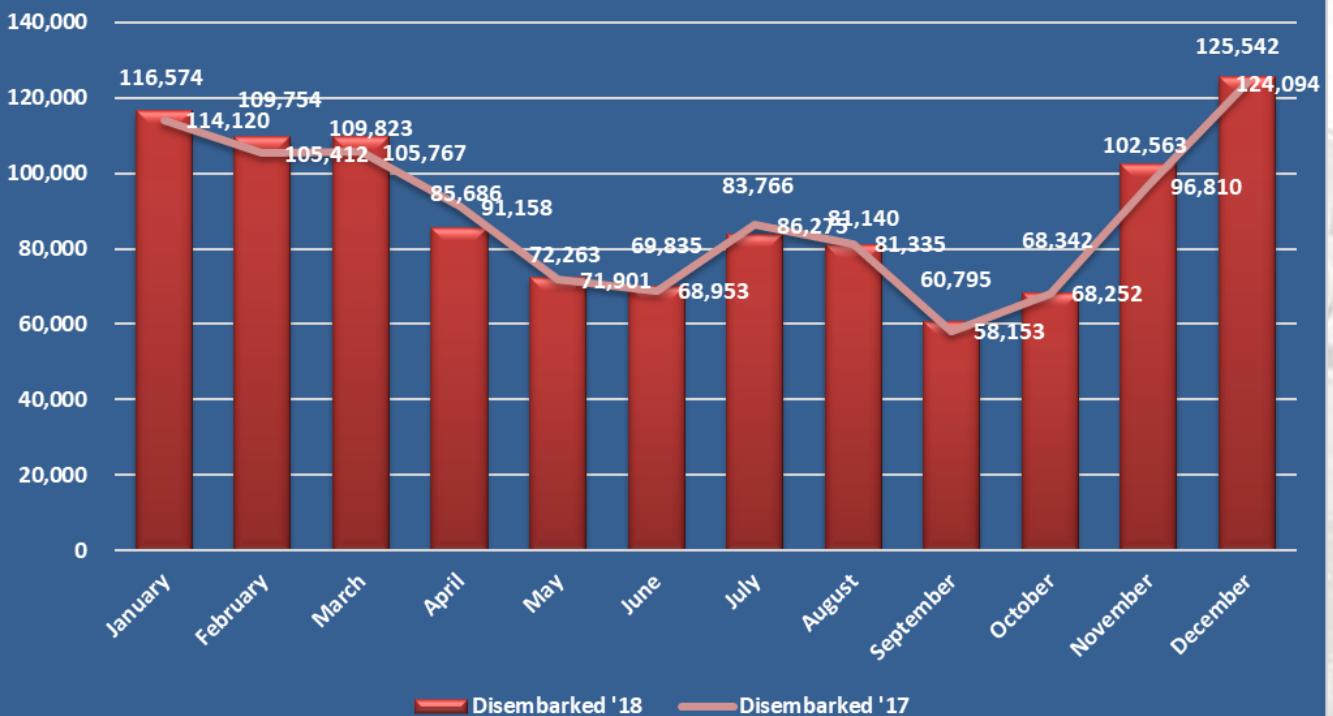
GRANTLEY ADAMS INTERNATIONAL AIRPORT INC.
SUMMARY OF TRAFFIC
2018

Month	Embarked PAX	Disembarked PAX	Transits PAX	Transfers PAX	Total Passengers	Cargo Loaded (Kgs)	Cargo Unloaded (Kgs)	Mail Loaded (Kgs)	Mail Unloaded (Kgs)	Total Cargo & Mail (Kgs)	Aircraft Movements
January	109,516	116,574	3,663	6,735	236,488	279,814	587,305	30,746	32,139	930,004	3,422
February	101,704	109,754	4,029	6,791	222,278	300,056	642,264	18,871	21,455	982,646	3,074
March	107,629	109,823	4,420	7,016	228,888	313,597	677,036	19,070	20,991	1,030,694	3,356
April	84,633	85,686	1,658	6,383	178,360	302,519	532,566	26,976	25,779	887,840	2,840
May	68,305	72,263	1,321	6,021	147,910	333,991	553,145	19,905	22,499	929,540	2,378
June	65,631	69,835	1,551	6,252	143,269	296,544	607,483	18,558	30,667	953,252	2,462
July	70,832	83,766	1,885	7,784	164,267	285,309	565,571	18,117	22,064	891,061	2,654
August	81,198	81,140	1,572	7,028	170,938	280,370	536,351	20,507	21,639	858,867	2,570
September	56,195	60,795	1,386	5,042	123,418	237,962	497,022	16,338	22,507	773,829	2,156
October	57,017	68,342	1,385	6,869	133,613	261,338	526,174	20,956	26,458	834,926	2,382
November	90,578	102,563	2,244	7,011	202,396	298,133	660,455	20,124	18,802	997,514	2,736
December	104,144	125,542	3,696	9,724	243,106	300,865	576,077	18,800	21,175	916,917	3,266
TOTAL	997,382	1,086,083	28,810	82,656	2,194,931	3,490,498	6,961,449	248,968	286,175	10,987,090	33,296

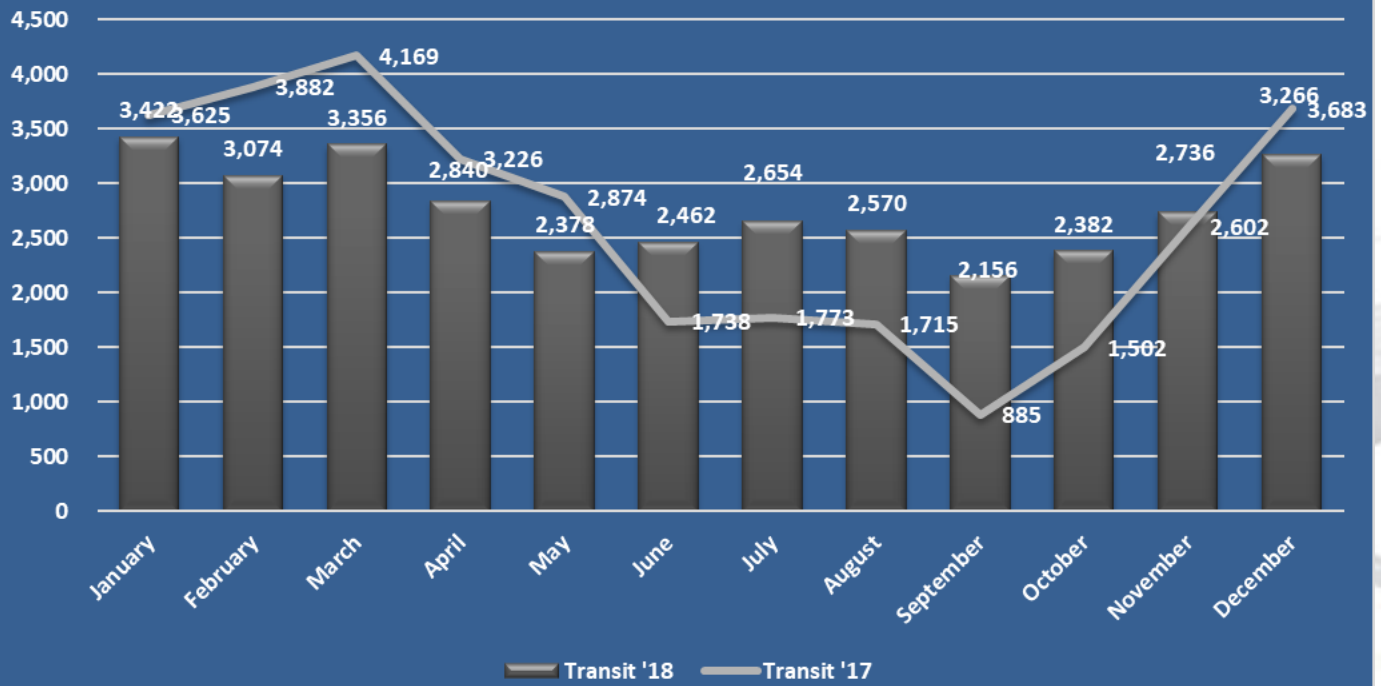
Embarked Passengers 2018 With Comparative 2017



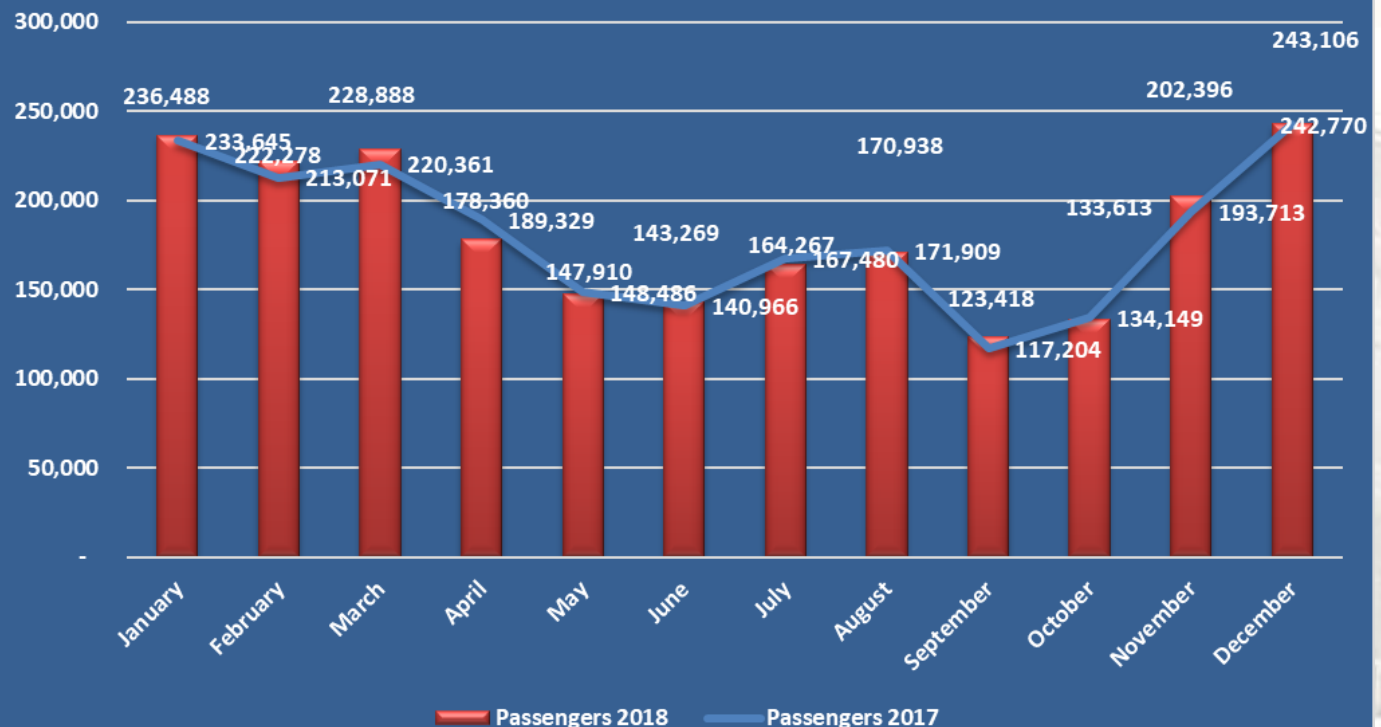
Disembarked Passengers 2018 With Comparative 2017



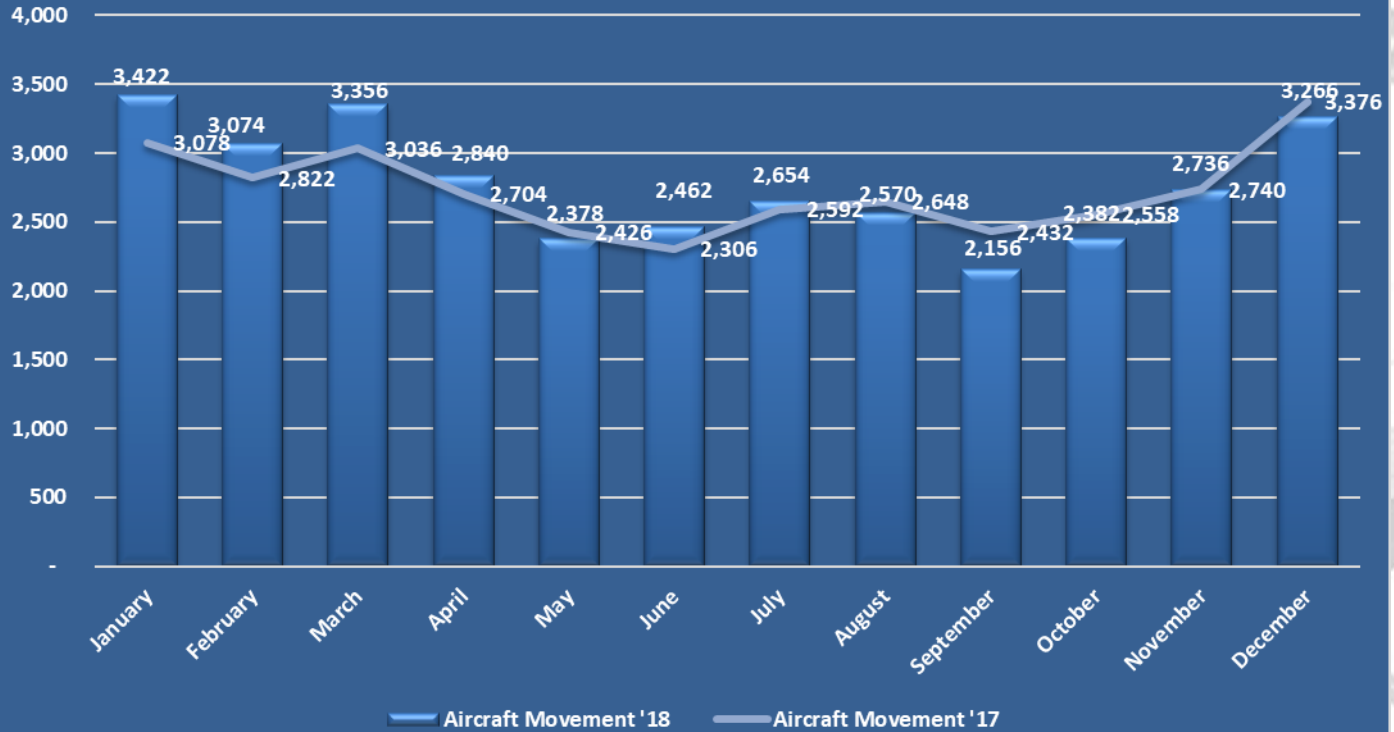
Transit Passengers 2018 With Comparative 2017



Total Airline Passengers Jan - Dec '18 With Comparative '17



Aircraft Movements 2018 With Comparative 2017



Cargo (kgs) & Mail (kgs) 2018 With Comparative 2017

