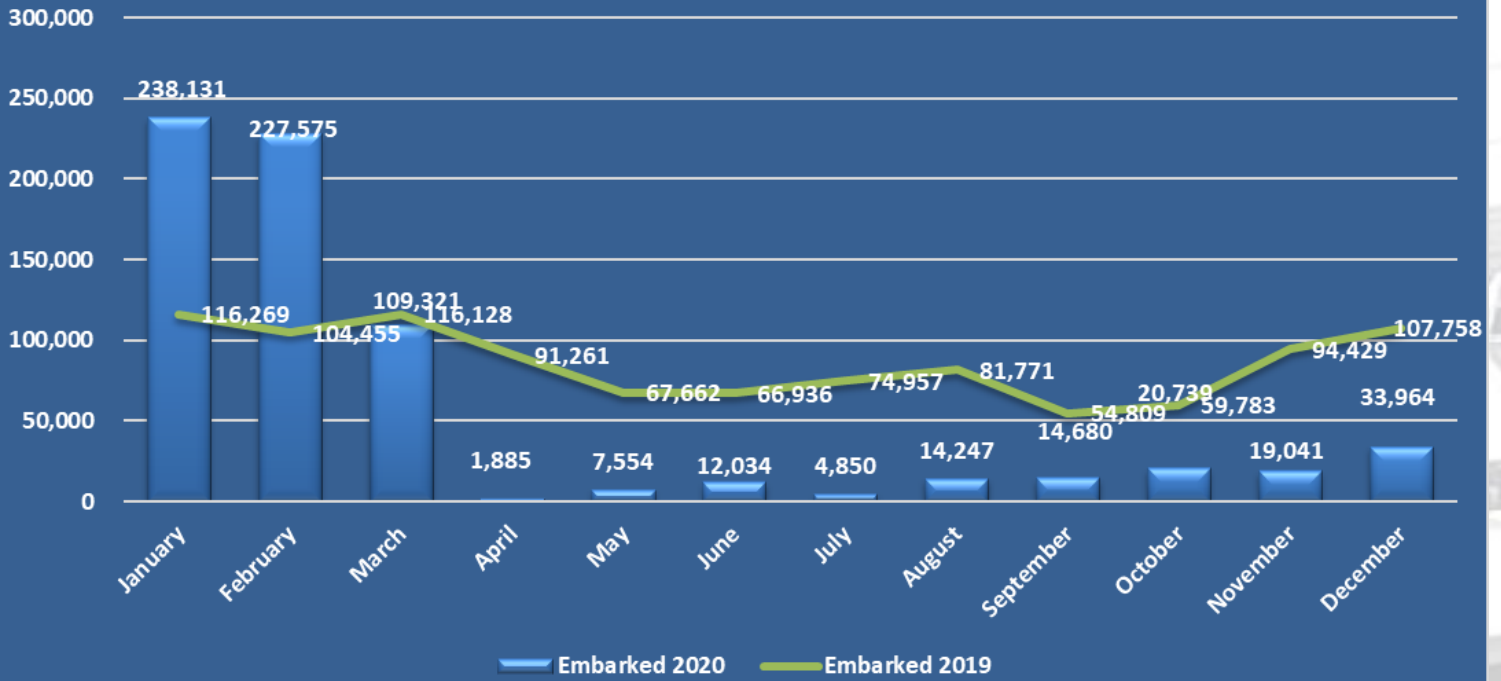


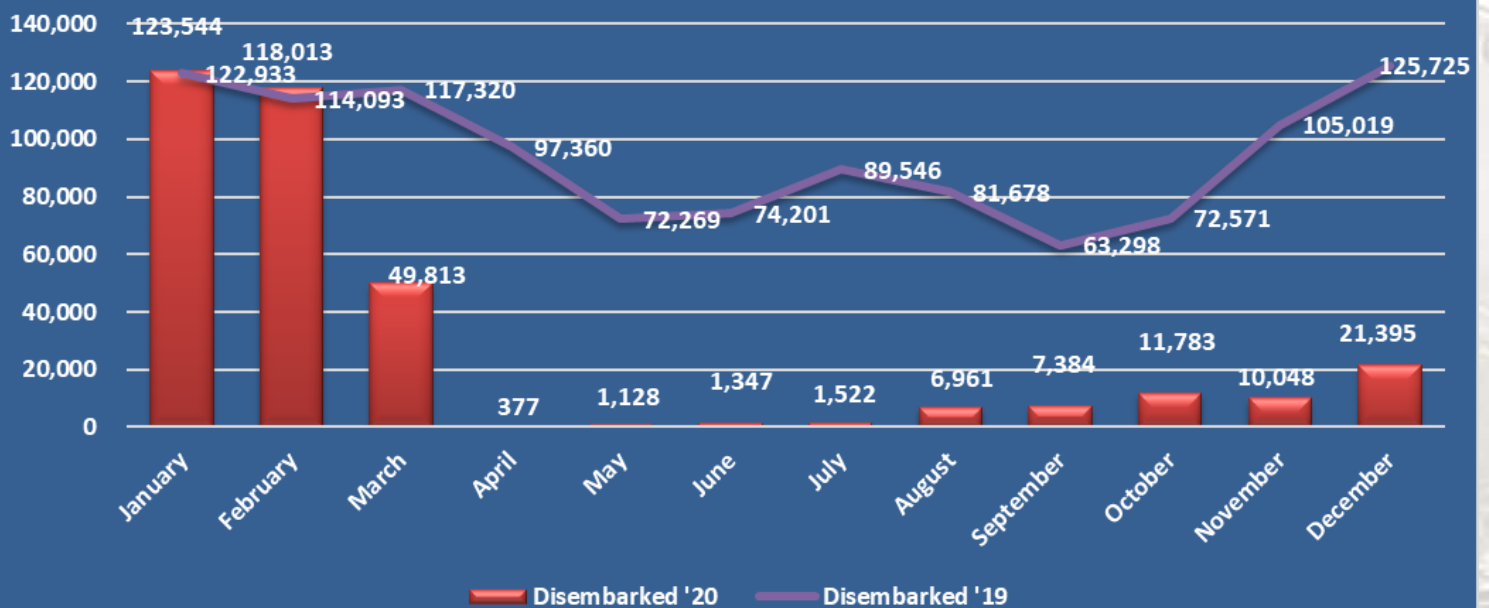
GRANTLEY ADAMS INTERNATIONAL AIRPORT INC.
SUMMARY OF TRAFFIC
2020

Month	Embarked PAX	Disembarked PAX	Transits PAX	Transfers PAX	Total Passengers	Cargo Loaded (Kgs)	Cargo Unloaded (Kgs)	Mail Loaded (Kgs)	Mail Unloaded (Kgs)	Total Cargo & Mail (Kgs)	Aircraft Movements
January	114,587	123,544	2,457	8,647	249,235	292,065	651,489	12,736	10,784	967,074	3,308
February	109,562	118,013	1,476	8,363	237,414	272,163	684,746	7,709	10,476	975,094	3,110
March	84,994	57,942	1,041	4,702	148,679	208,731	500,829	6,948	6,763	723,271	2,634
April	1,760	377	0	0	2,137	45,177	180,358	378	3,189	229,102	258
May	6,426	1,128	29	9	7,592	136,648	376,288	749	3,937	517,622	308
June	10,687	1,347	160	105	12,299	122,144	323,978	150	5,657	451,929	358
July	3,328	1,522	67	89	5,006	333,912	1,014,912	2,411	32,406	1,383,641	422
August	7,286	6,961	99	160	14,506	107,152	252,573	1,933	9,653	371,311	780
September	7,296	7,384	33	193	14,906	145,011	474,289	1,248	13,791	634,339	828
October	8,956	11,783	67	223	21,029	178,528	463,691	1,042	10,961	654,222	1,002
November	8,993	10,048	28	266	19,335	132,260	460,314	2,215	11,569	606,358	904
December	12,569	21,395	1,510	494	35,968	246,538	579,697	1,700	20,109	848,044	1,414
TOTAL	376,444	361,444	6,967	23,251	768,106	2,220,329	5,963,164	39,219	139,295	8,362,007	15,326

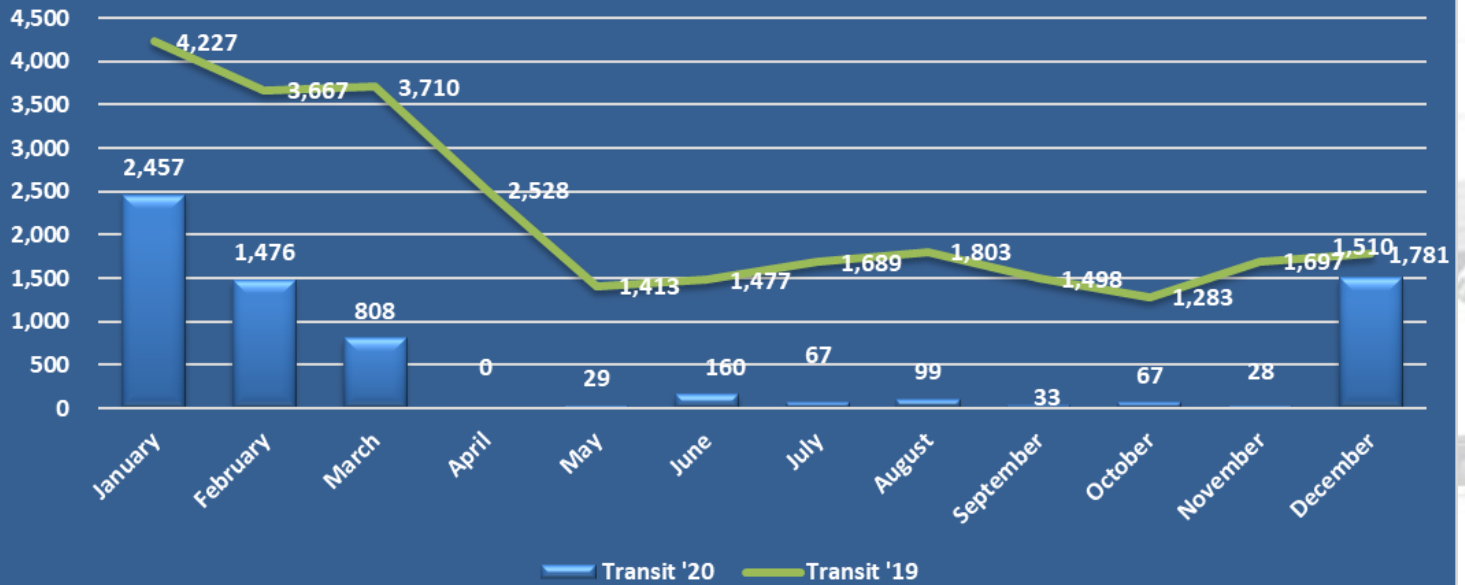
Embarked Passengers 2020 With Comparative 2019



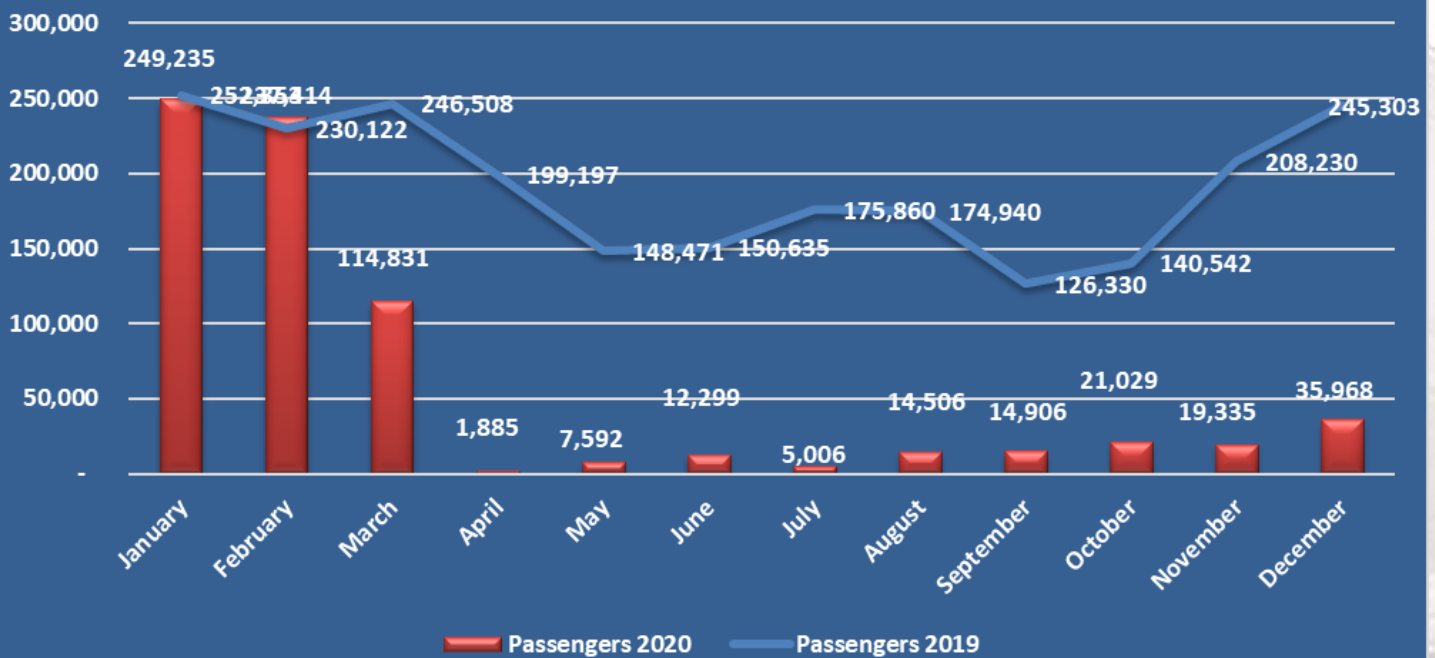
Disembarked Passengers 2020 With Comparative 2019



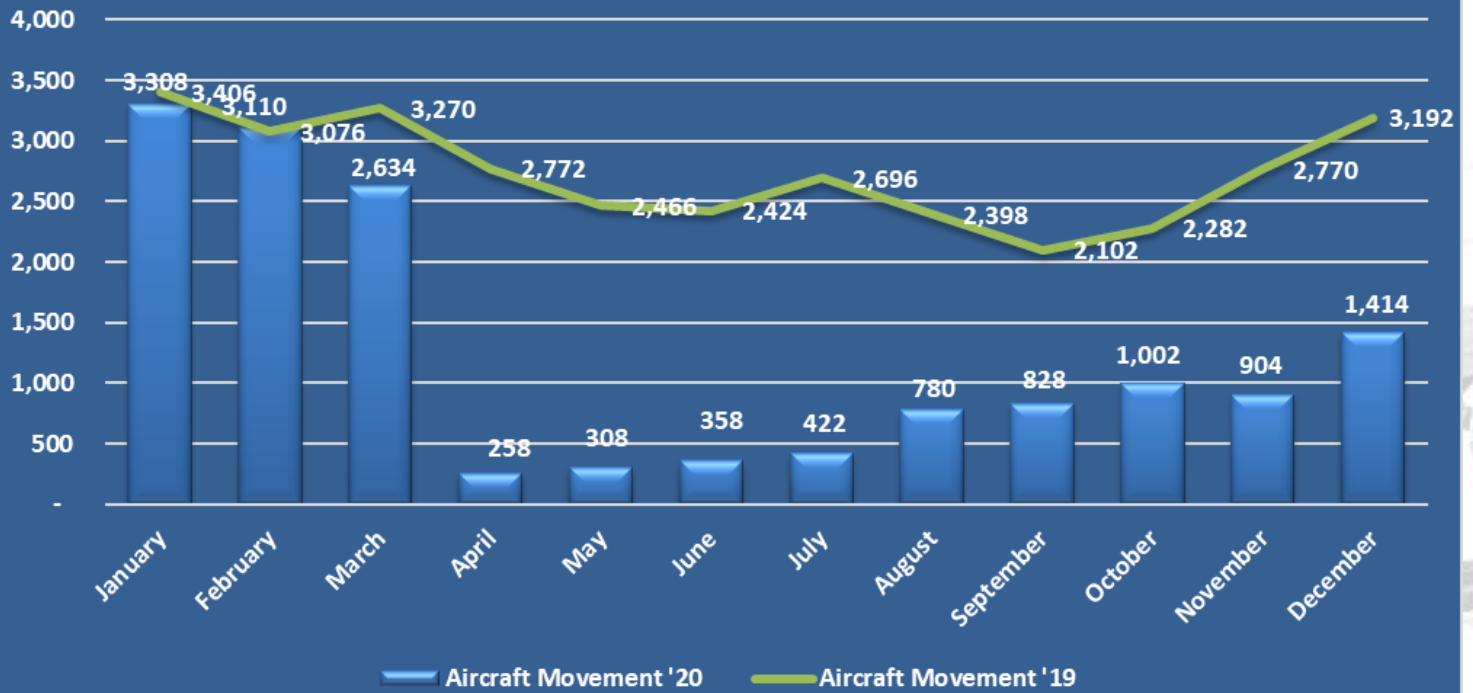
Transit Passengers 2020 With Comparative 2019



Total Airline Passengers Jan - Dec '20 With Comparative '19



Aircraft Movements 2020 With Comparative 2019



Cargo (kgs) & Mail (kgs) 2020 With Comparative 2019

