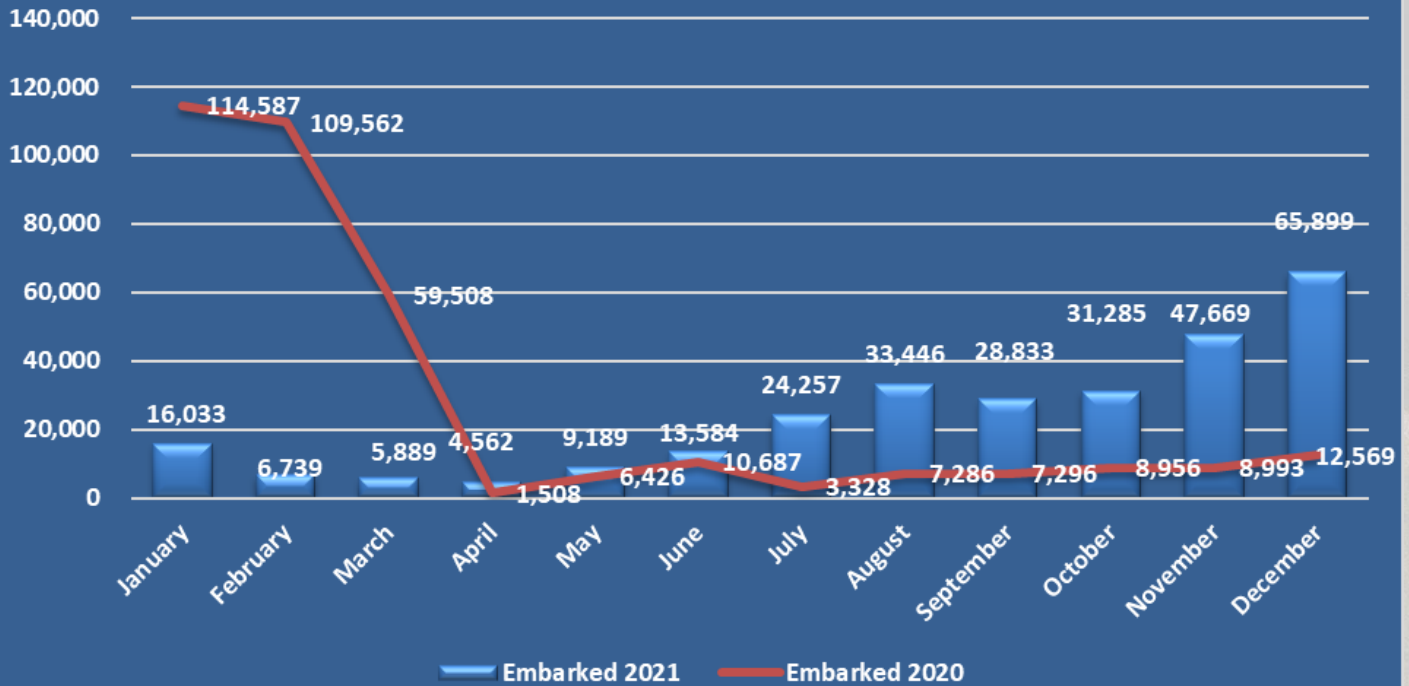


GRANTLEY ADAMS INTERNATIONAL AIRPORT INC.
SUMMARY OF TRAFFIC
2021


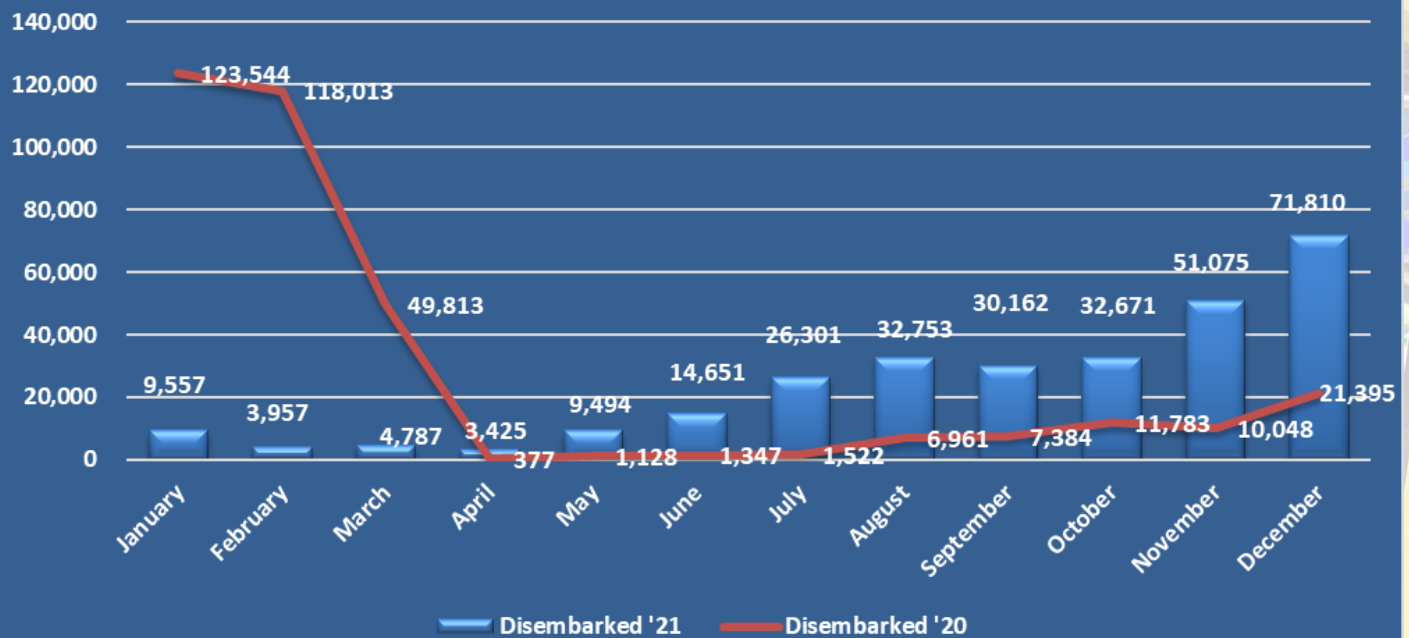
Month	Embarked PAX	Disembarked PAX	Transits PAX	Transfers PAX	Total Passengers	Cargo Loaded (Kgs)	Cargo Unloaded (Kgs)	Mail Loaded (Kgs)	Mail Unloaded (Kgs)	Total Cargo & Mail (Kgs)	Aircraft Movements
January	15,616	9,557	265	417	25,855	193,047	401,601	3,701	14,089	612,438	1,282
February	6,450	3,957	48	289	10,744	178,274	315,871	1,109	9,858	505,112	758
March	5,541	4,787	80	348	10,756	252,068	448,205	1,711	12,879	714,863	922
April	4,336	3,425	86	226	8,073	135,278	363,118	1,146	10,258	509,800	574
May	8,696	9,494	242	493	18,925	176,351	462,873	2,234	9,596	651,054	1,004
June	12,911	14,651	376	673	28,611	217,808	407,743	1,344	9,222	636,117	1,064
July	23,162	26,301	1,300	1,095	51,858	225,820	485,629	1,312	11,609	724,370	1,216
August	32,138	32,753	2,035	1,308	68,234	309,733	525,493	1,336	9,362	845,924	1,288
September	27,640	30,162	1,658	1,193	60,653	300,434	527,456	1,280	9,843	839,013	1,112
October	28,746	32,671	2,381	2,539	66,337	349,266	626,625	1,056	11,453	988,400	1,394
November	45,142	51,075	4,343	2,527	103,087	396,389	943,741	3,923	16,078	1,360,131	1,902
December	62,384	71,810	5,221	3,515	142,930	405,037	837,159	1,650	20,411	1,264,257	2,632
TOTAL	272,762	290,643	18,035	14,623	596,063	3,139,505	6,345,514	21,802	144,658	9,651,479	15,148



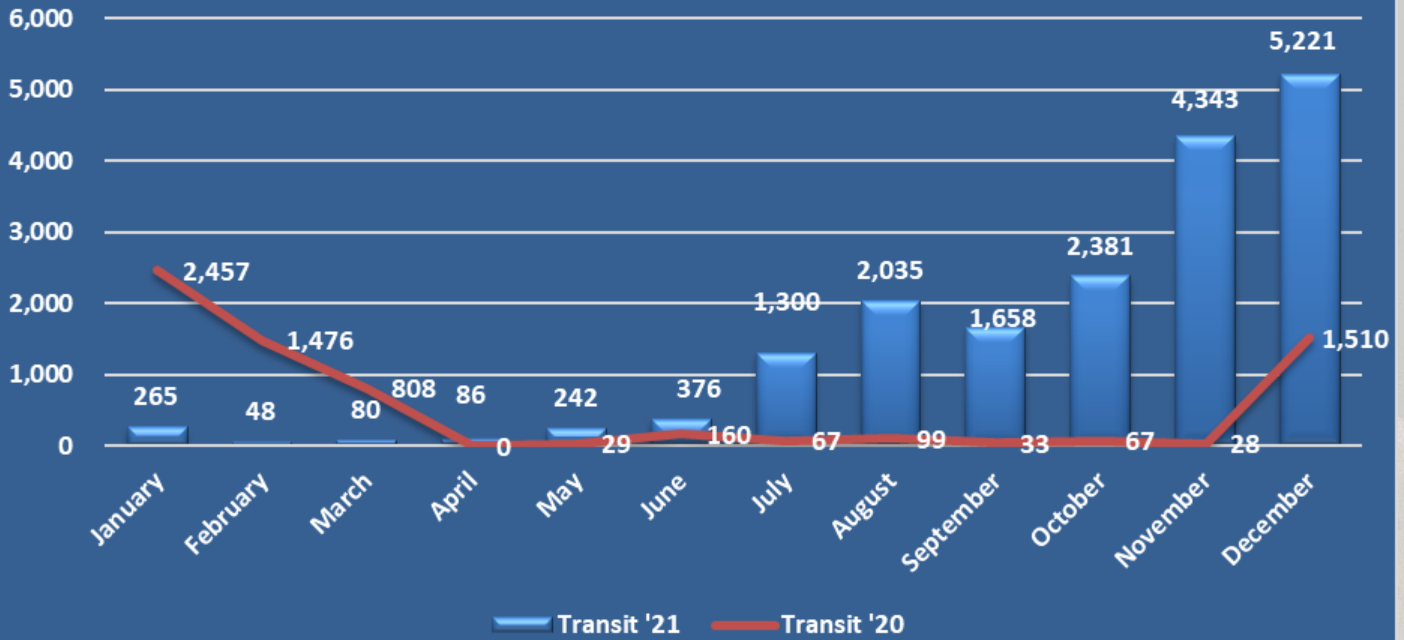
Embarked Passengers 2021 With Comparative 2020




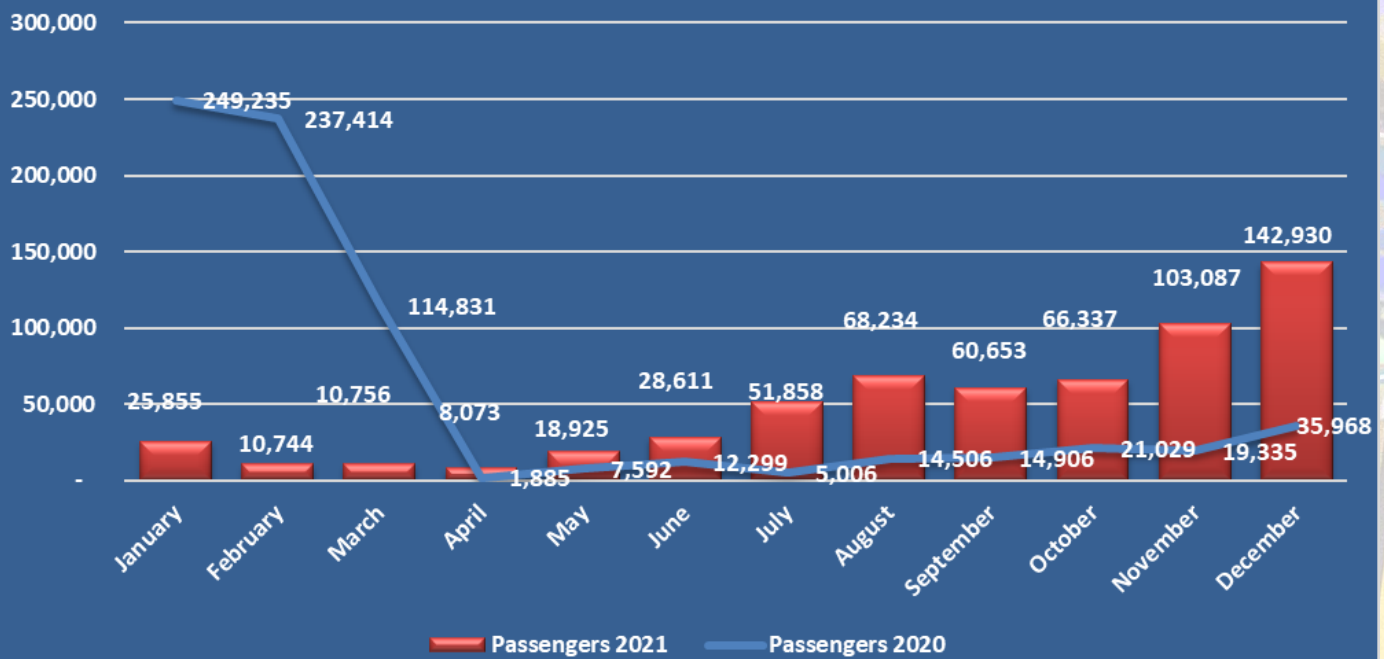
Disembarked Passengers 2021 With Comparative 2020



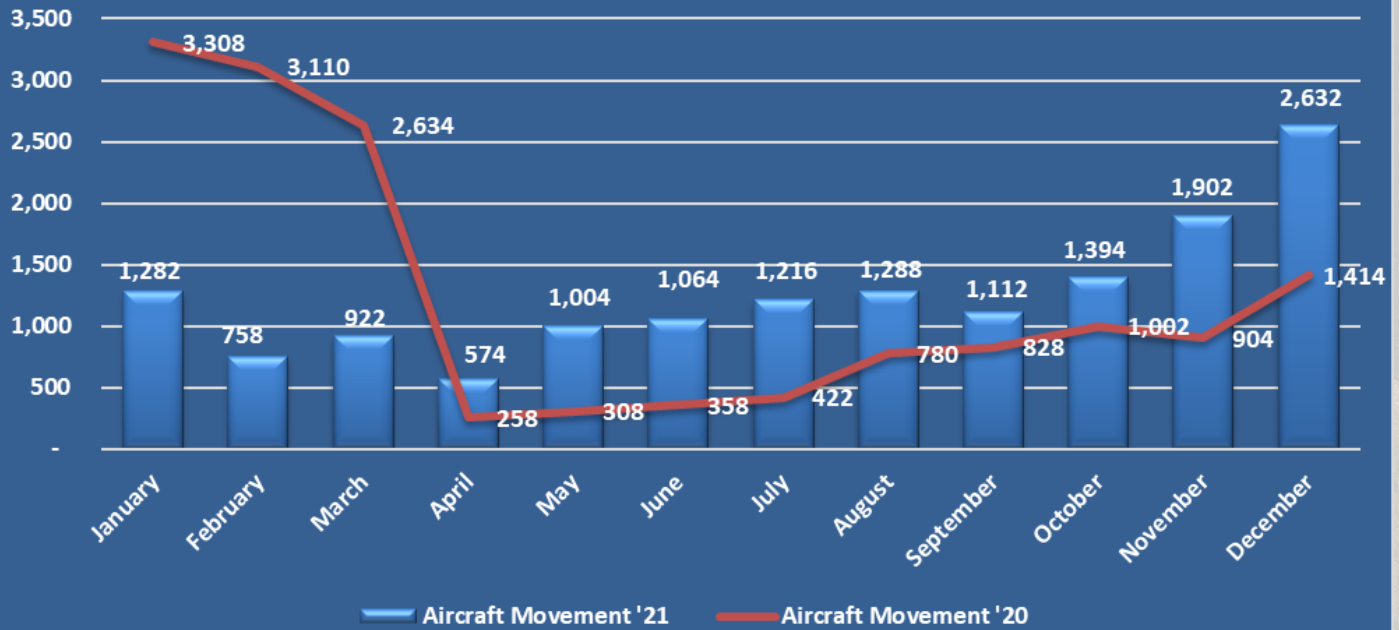
Transit Passengers 2021 With Comparative 2020



Total Airline Passengers Jan - Dec '21 With Comparative '20



Aircraft Movements 2021 With Comparative 2020



Cargo (kgs) & Mail (kgs) 2021 With Comparative 2020

