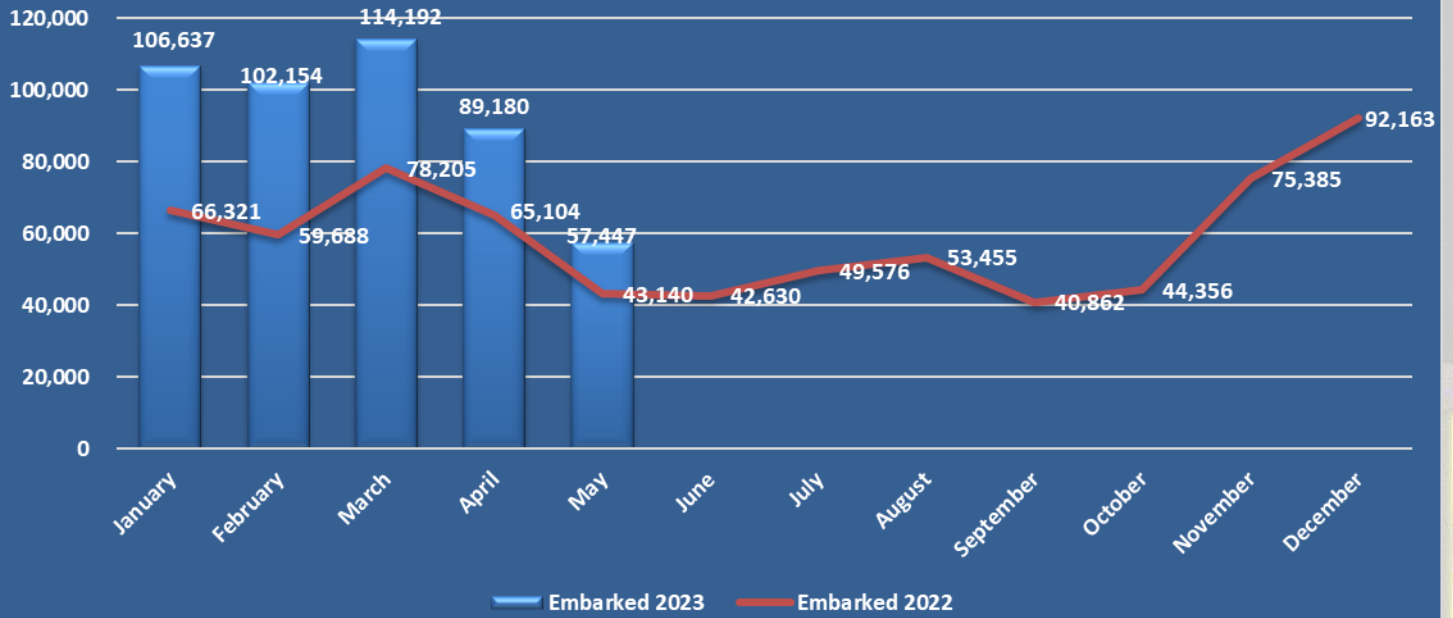



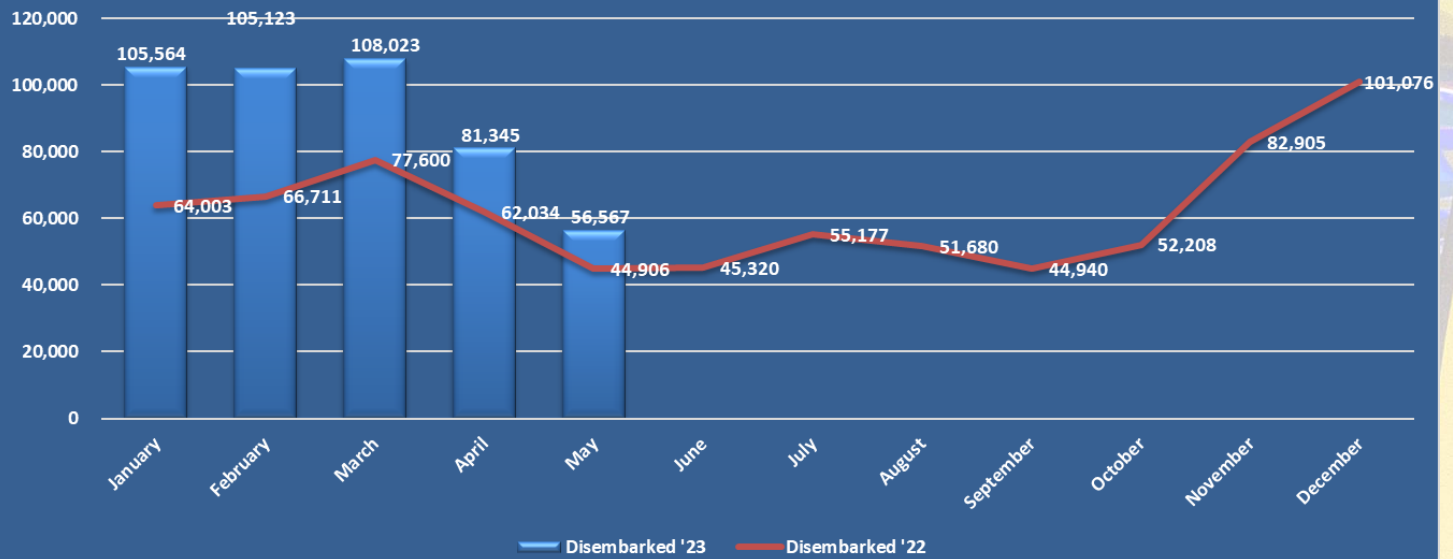
**GRANTLEY ADAMS INTERNATIONAL AIRPORT INC.**  
**SUMMARY OF TRAFFIC**  
**2023**

Month	Embarked PAX	Disembarked PAX	Transits PAX	Transfers PAX	Total Passengers	Cargo Loaded (Kgs)	Cargo Unloaded (Kgs)	Mail Loaded (Kgs)	Mail Unloaded (Kgs)	Total Cargo & Mail (Kgs)	Aircraft Movements
January	103,757	105,564	8,297	2,880	220,498	231,279	333,681	1,389	2,738	569,087	2,836
February	99,728	105,123	5,762	2,426	213,039	233,836	544,152	1,286	3,408	782,682	2,520
March	108,897	108,023	6,305	5,295	228,520	307,748	790,914	2,297	3,704	1,104,663	2,962
April	84,630	81,345	4,060	4,550	174,585	250,213	436,900	1,095	2,824	691,032	2,510
May	53,028	56,567	5,541	4,419	119,555	269,190	532,701	1,549	12,865	816,305	2,158
June	-	-	-	-	-	-	-	-	-	-	-
July	-	-	-	-	-	-	-	-	-	-	-
August	-	-	-	-	-	-	-	-	-	-	-
September	-	-	-	-	-	-	-	-	-	-	-
October	-	-	-	-	-	-	-	-	-	-	-
November	-	-	-	-	-	-	-	-	-	-	-
December	-	-	-	-	-	-	-	-	-	-	-
<b>TOTAL</b>	<b>450,040</b>	<b>456,622</b>	<b>29,965</b>	<b>19,570</b>	<b>956,197</b>	<b>1,292,266</b>	<b>2,638,348</b>	<b>7,616</b>	<b>25,539</b>	<b>3,963,769</b>	<b>12,986</b>

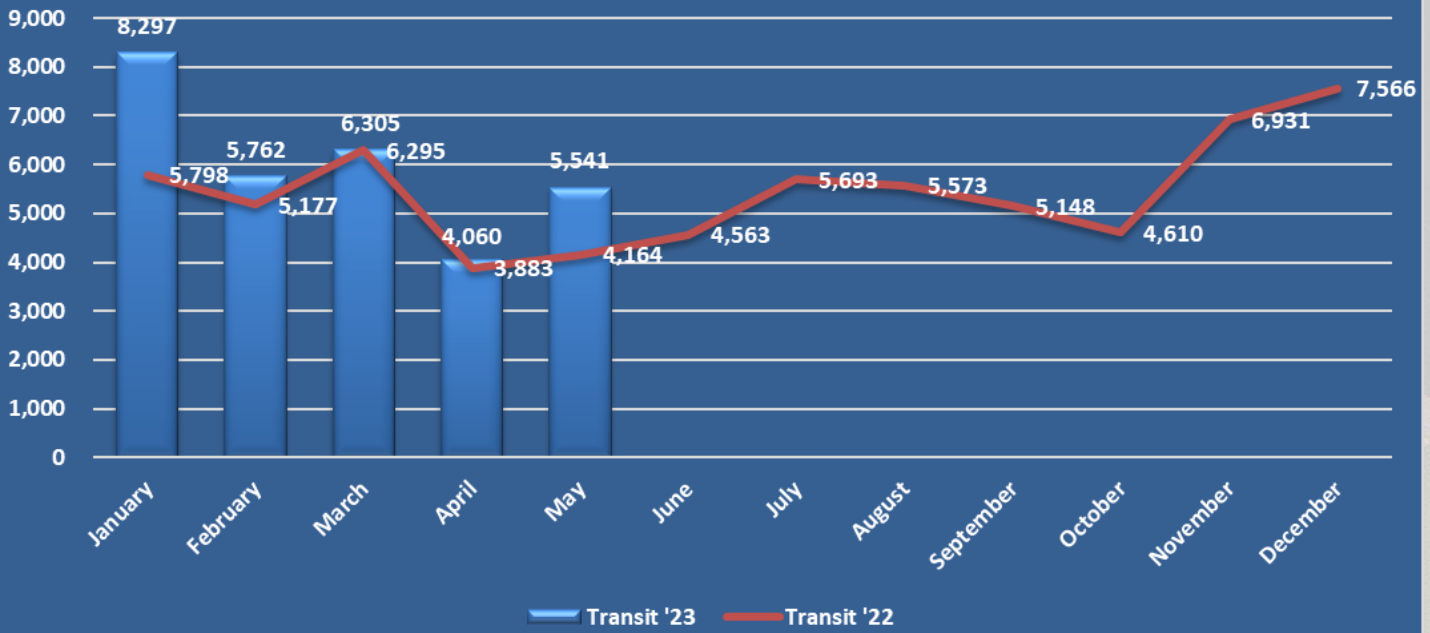
### Embarked Passengers 2023 With Comparative 2022




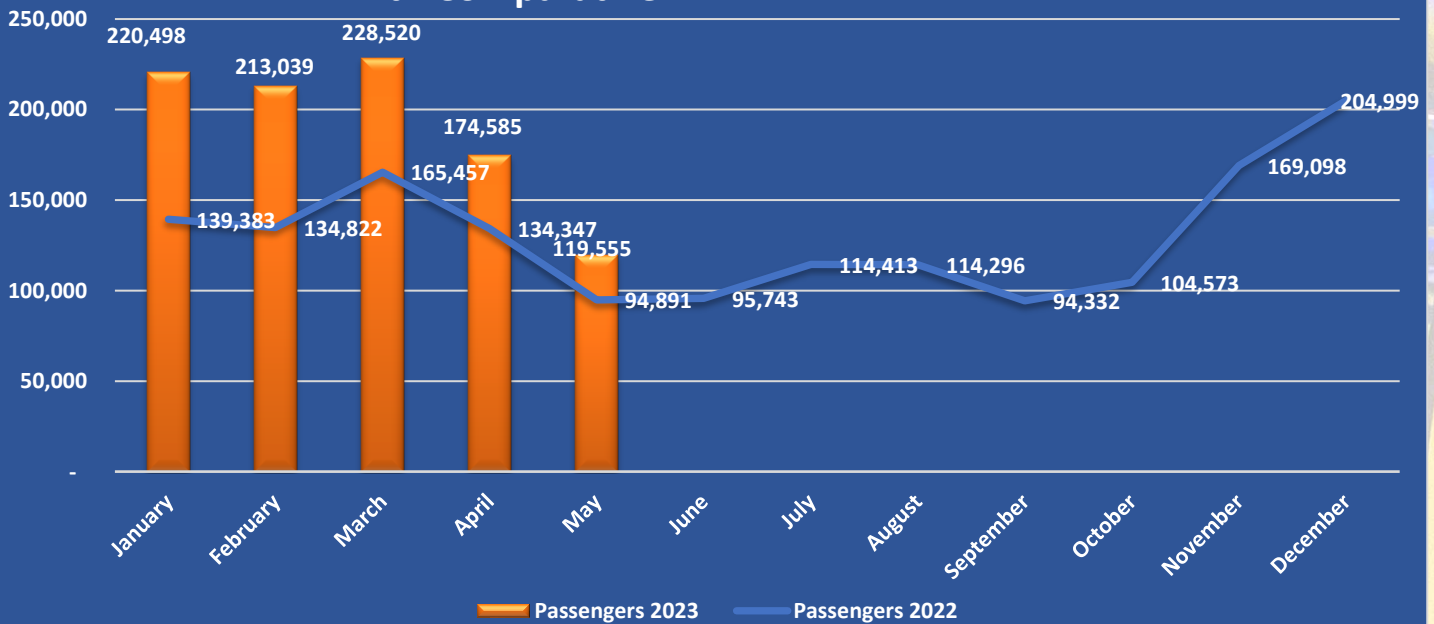
### Disembarked Passengers 2023 With Comparative 2022



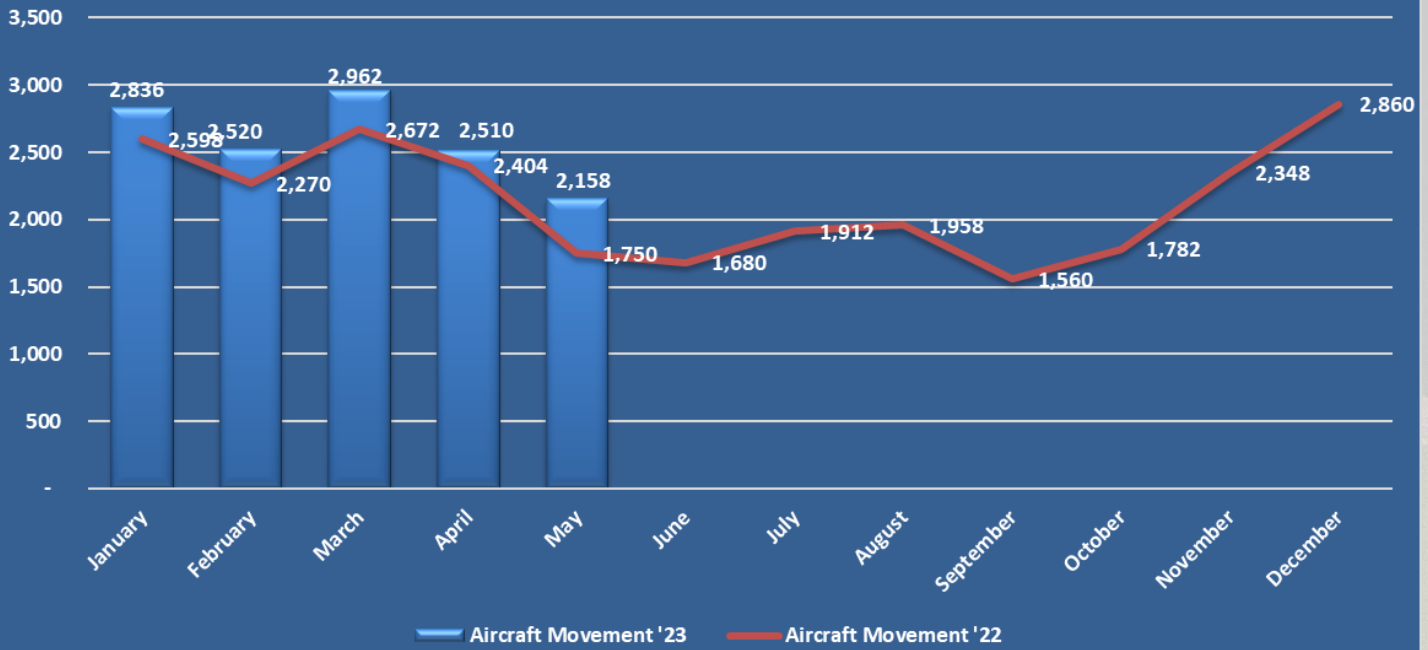
### Transit Passengers 2023 With Comparative 2022



### Total Airline Passengers Jan - Dec '23 With Comparative '22



### Aircraft Movements 2023 With Comparative 2022



### Cargo (kgs) & Mail (kgs) 2023 With Comparative 2022

