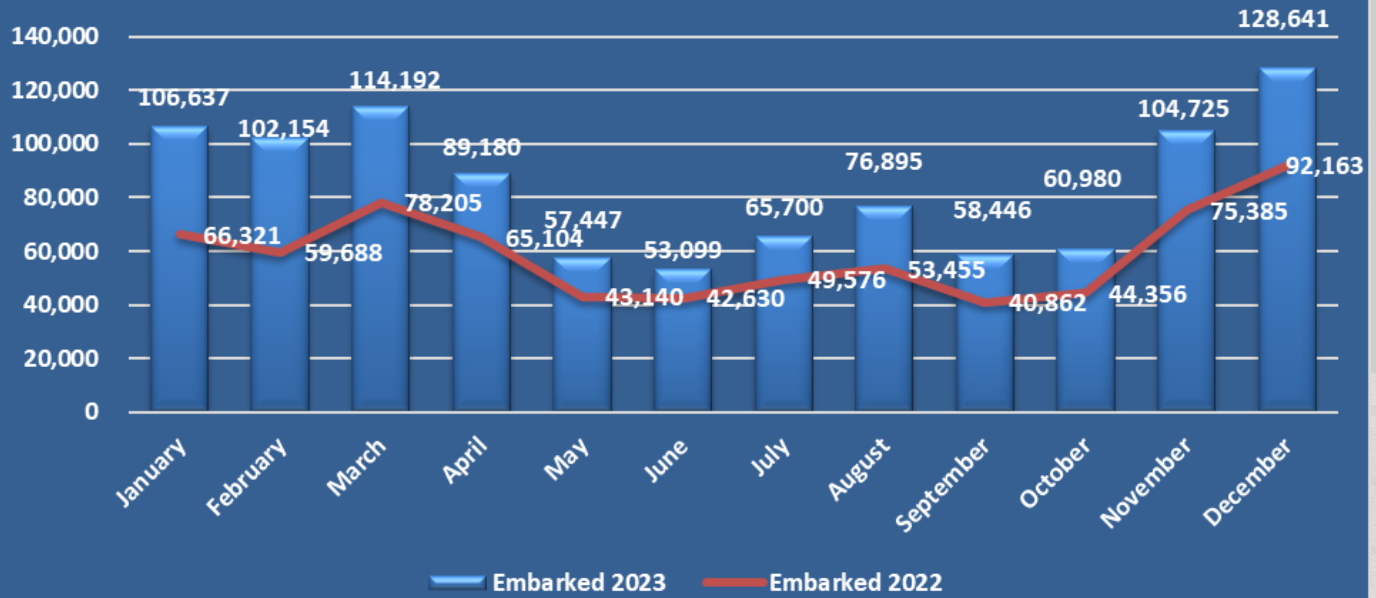



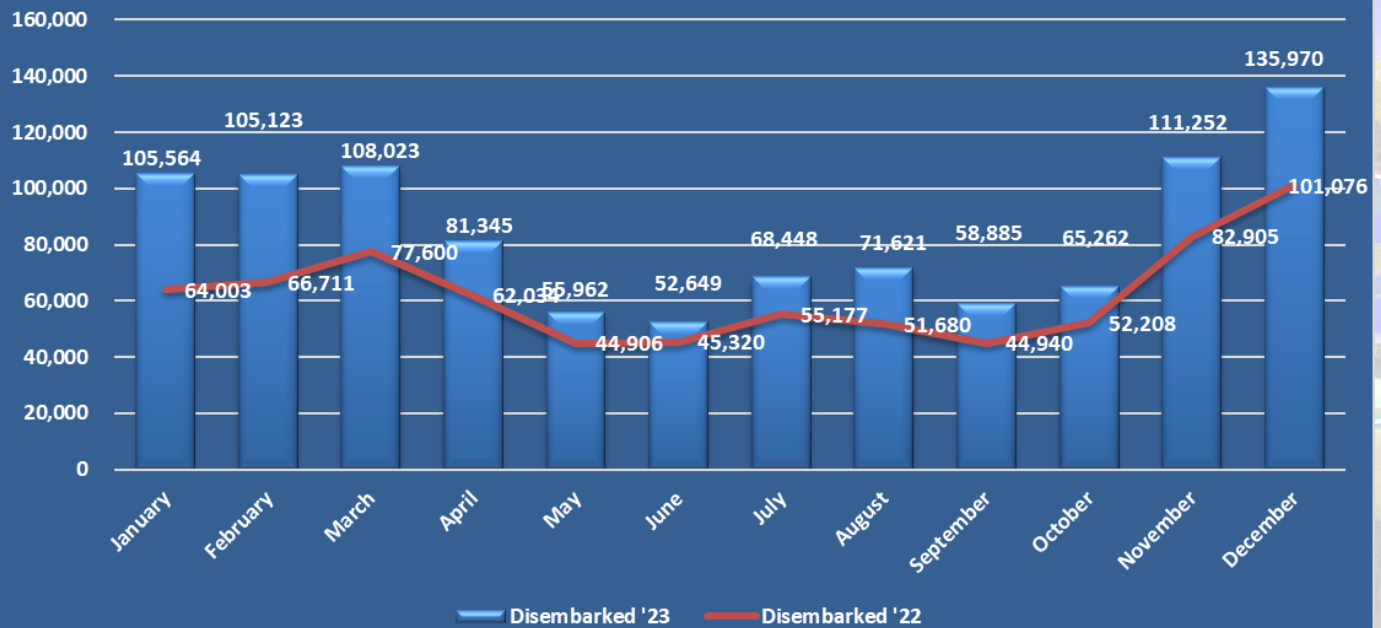
**GRANTLEY ADAMS INTERNATIONAL AIRPORT INC.**  
**SUMMARY OF TRAFFIC**  
**2023**

Month	Embarked PAX	Disembarked PAX	Transits PAX	Transfers PAX	Total Passengers	Cargo Loaded (Kgs)	Cargo Unloaded (Kgs)	Mail Loaded (Kgs)	Mail Unloaded (Kgs)	Total Cargo & Mail (Kgs)	Aircraft Movements
January	103,757	105,564	8,297	2,880	220,498	263,875	503,685	1,617	5,287	774,464	2,852
February	99,728	105,123	5,762	2,426	213,039	233,836	544,152	1,286	3,408	782,682	2,520
March	108,897	108,023	6,305	5,295	228,520	307,748	790,914	2,297	3,704	1,104,663	2,962
April	84,630	81,345	4,060	4,550	174,585	250,213	436,900	1,095	2,824	691,032	2,510
May	53,028	55,962	5,541	4,419	118,950	269,190	532,701	1,549	12,865	816,305	2,158
June	48,564	52,649	5,437	4,535	111,185	212,169	476,003	1,353	6,777	696,302	2,022
July	59,540	68,448	5,597	6,160	139,745	246,478	464,248	1,073	3,358	715,157	2,982
August	69,816	71,621	5,174	7,079	153,690	232,672	537,856	1,054	8,860	780,442	3,180
September	53,105	58,885	5,616	5,341	122,947	244,116	574,192	7,331	6,685	832,324	1,990
October	55,085	65,262	4,881	5,895	131,123	200,014	482,670	778	5,101	688,563	2,192
November	96,496	111,252	2,352	8,229	218,329	241,884	535,762	4,077	6,487	788,210	3,426
December	120,371	135,970	6,417	8,270	271,028	217,821	608,633	1,337	3,510	831,301	3,484
<b>TOTAL</b>	<b>953,017</b>	<b>1,020,104</b>	<b>65,439</b>	<b>65,079</b>	<b>2,103,639</b>	<b>2,920,016</b>	<b>6,487,716</b>	<b>24,847</b>	<b>68,866</b>	<b>9,501,445</b>	<b>32,278</b>

### Embarked Passengers 2023 With Comparative 2022

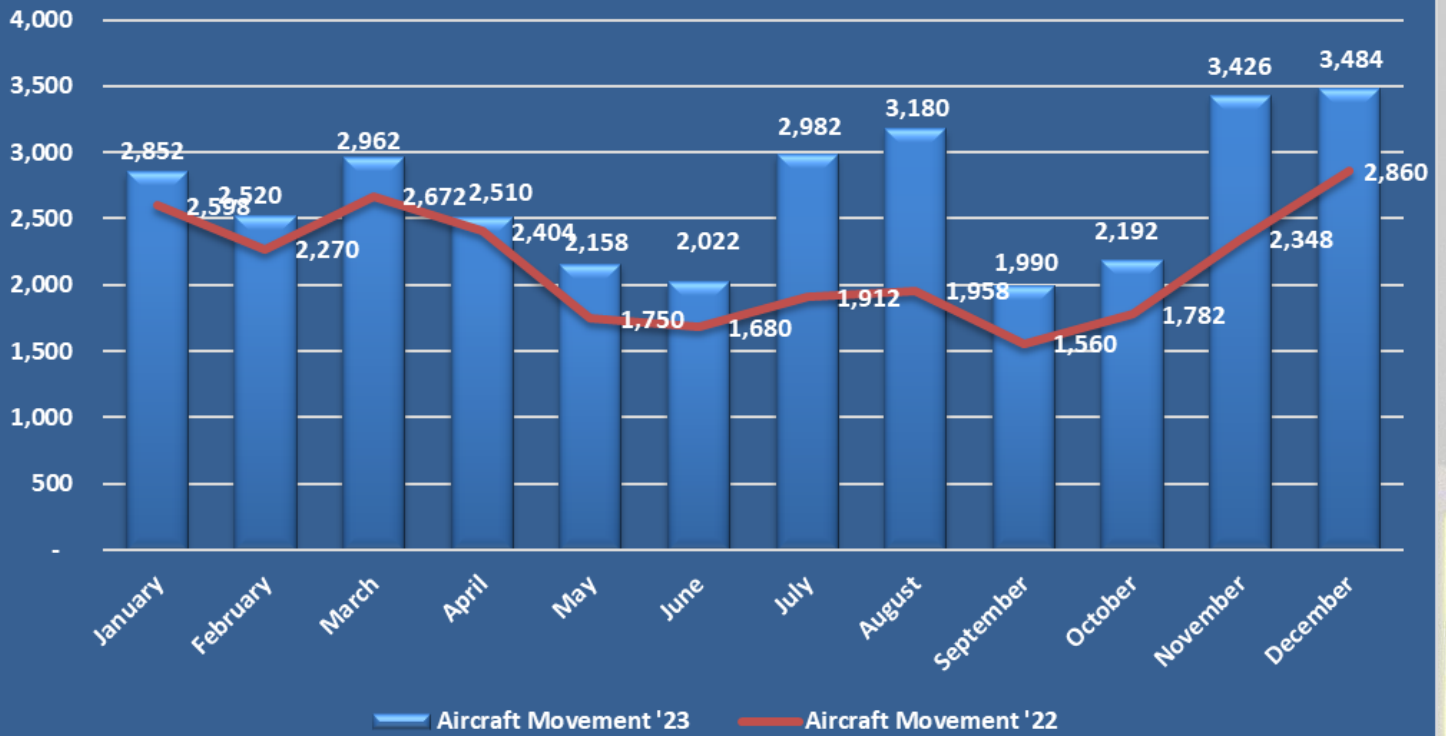


### Disembarked Passengers 2023 With Comparative 2022





## Aircraft Movements 2023 With Comparative 2022



## Cargo (kgs) & Mail (kgs) 2023 With Comparative 2022

