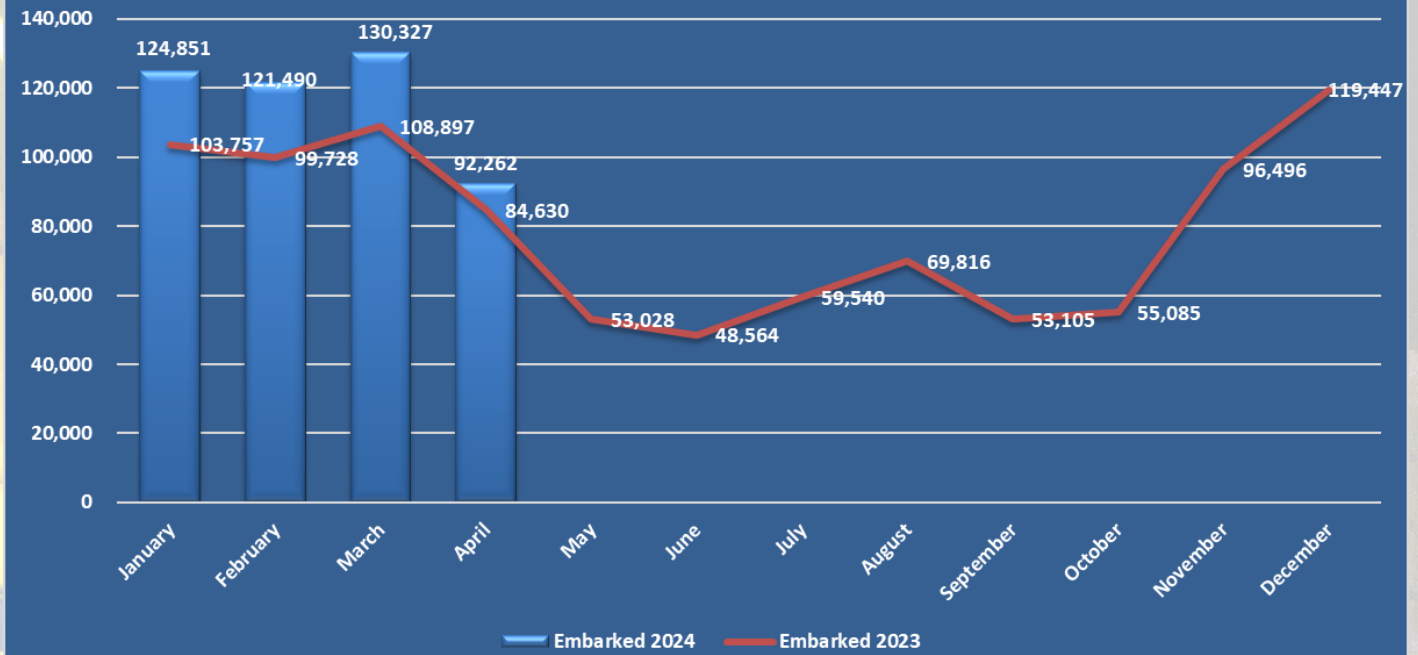


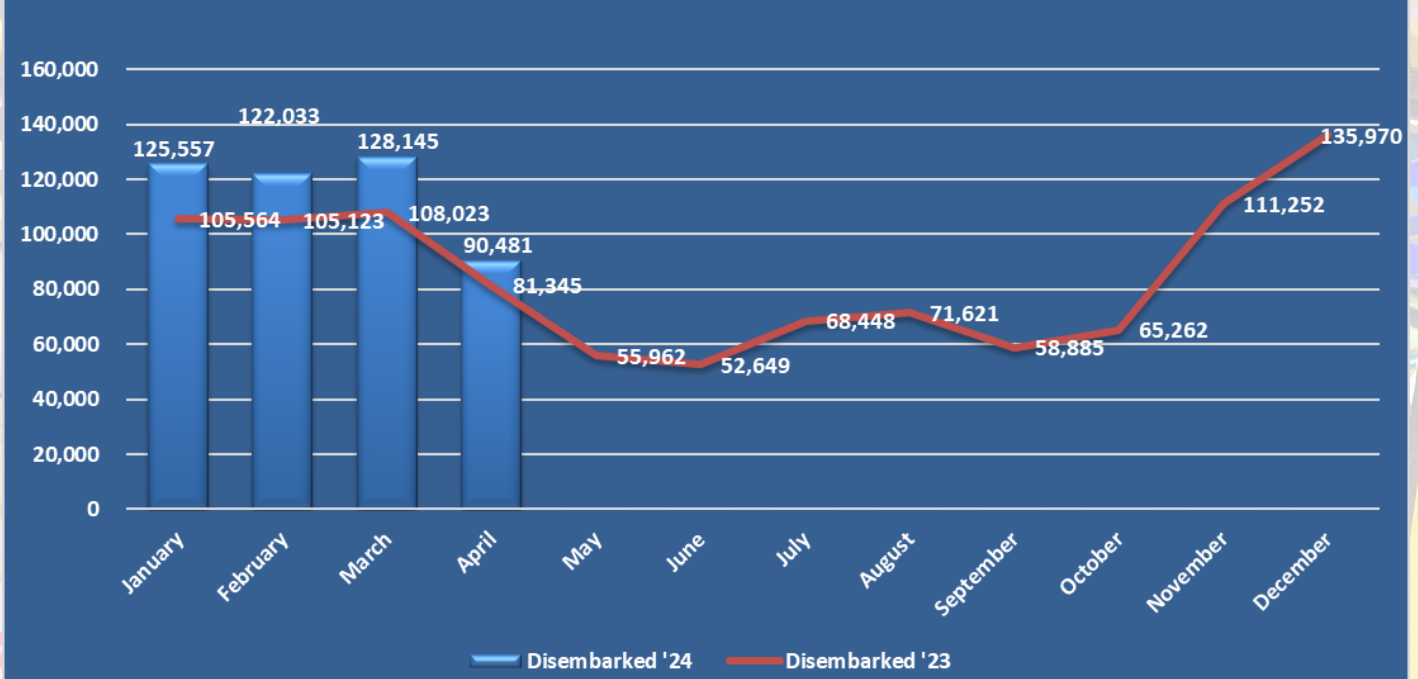
GRANTLEY ADAMS INTERNATIONAL AIRPORT INC.
SUMMARY OF TRAFFIC
2024

Month	Embarked PAX	Disembarked PAX	Transits PAX	Transfers PAX	Total Passengers	Cargo Loaded (Kgs)	Cargo Unloaded (Kgs)	Mail Loaded (Kgs)	Mail Unloaded (Kgs)	Total Cargo & Mail (Kgs)	Aircraft Movements
January	116,679	125,557	7,424	8,172	257,832	153,727	351,105	934	2,839	508,605	4,150
February	113,311	122,033	7,049	8,179	250,572	224,396	503,320	903	4,644	733,263	3,792
March	121,841	128,145	6,784	8,486	265,256	184,367	522,992	5,845	3,602	716,806	4,044
April	90,059	90,481	4,499	2,203	187,242	252,001	529,568	6,395	2,465	790,429	3,420
May	-	-	-	-	-	-	-	-	-	-	-
June	-	-	-	-	-	-	-	-	-	-	-
July	-	-	-	-	-	-	-	-	-	-	-
August	-	-	-	-	-	-	-	-	-	-	-
September	-	-	-	-	-	-	-	-	-	-	-
October	-	-	-	-	-	-	-	-	-	-	-
November	-	-	-	-	-	-	-	-	-	-	-
December	-	-	-	-	-	-	-	-	-	-	-
TOTAL	441,890	466,216	25,756	27,040	960,902	814,491	1,906,985	14,077	13,550	2,749,103	15,406

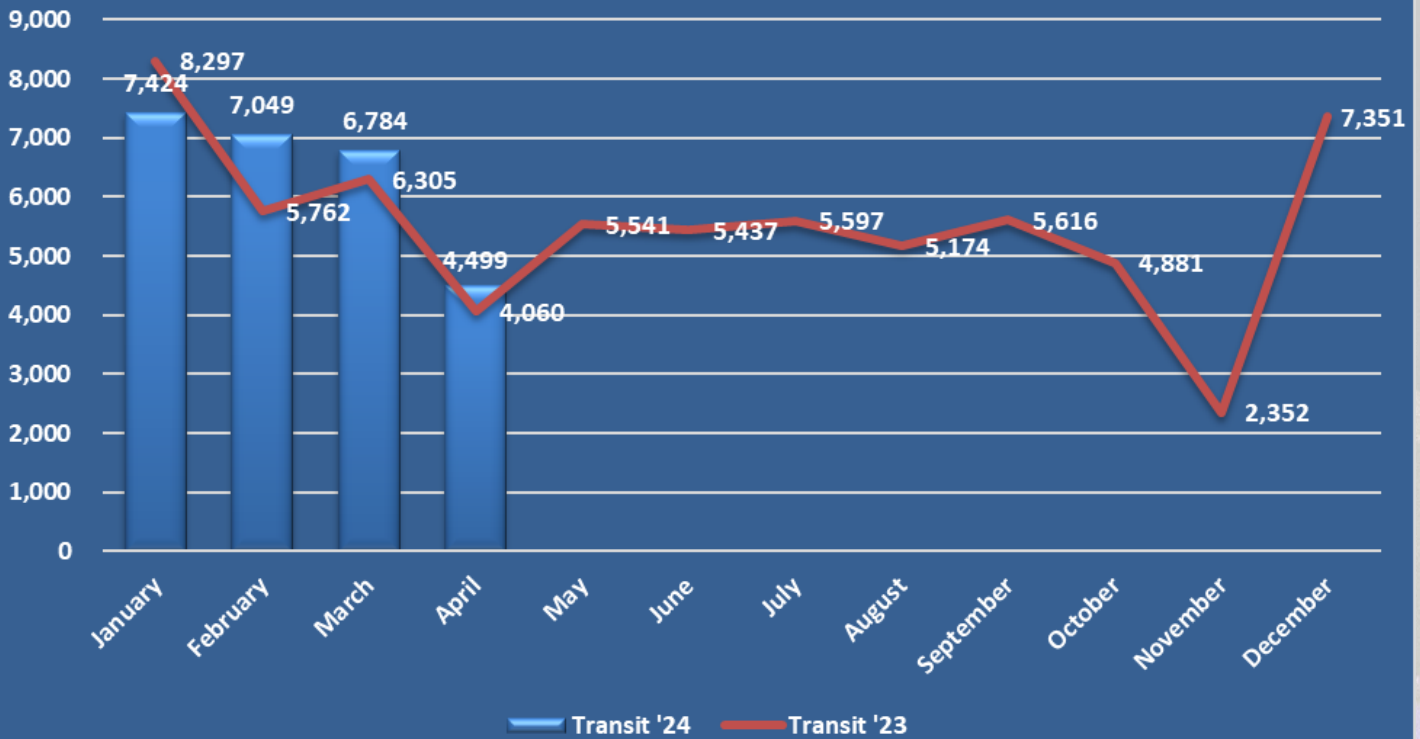
Embarked Passengers 2024 With Comparative 2023



Disembarked Passengers 2024 With Comparative 2023



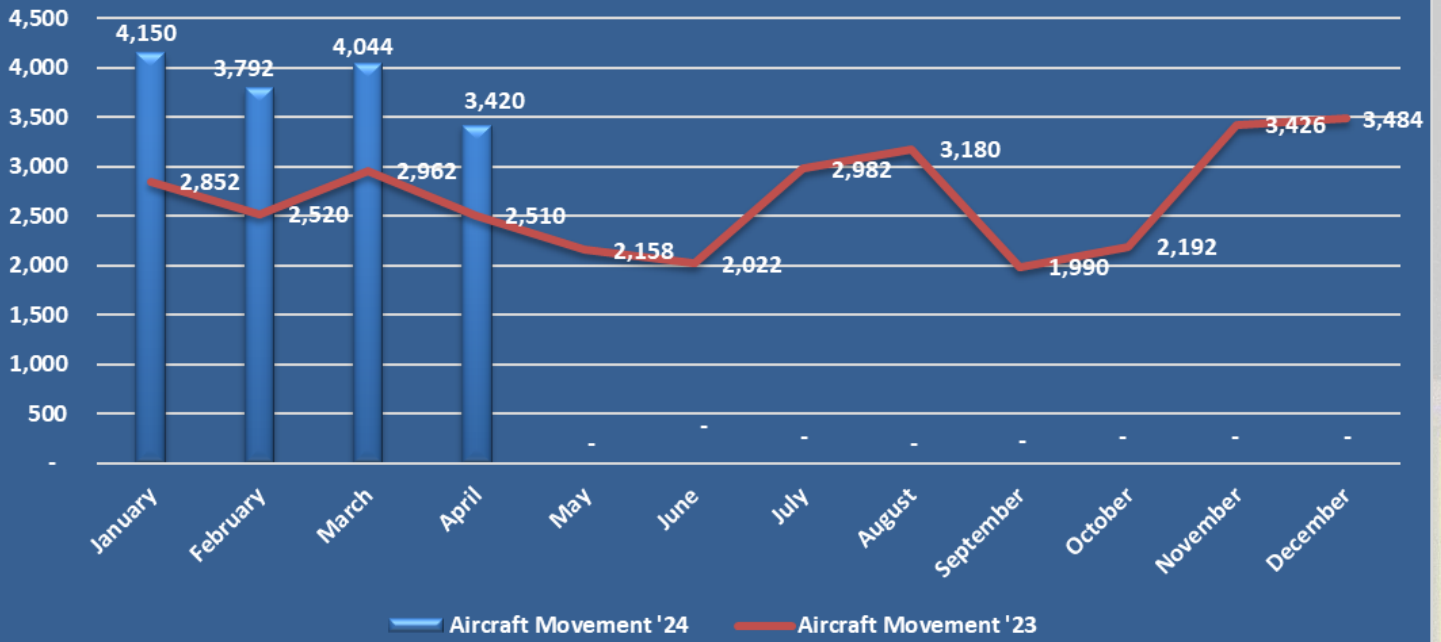
Transit Passengers 2024 With Comparative 2023



Total Airline Passengers Jan - Dec '24 With Comparative '23



Aircraft Movements 2024 With Comparative 2023



Cargo (kgs) & Mail (kgs) 2024 With Comparative 2023

