

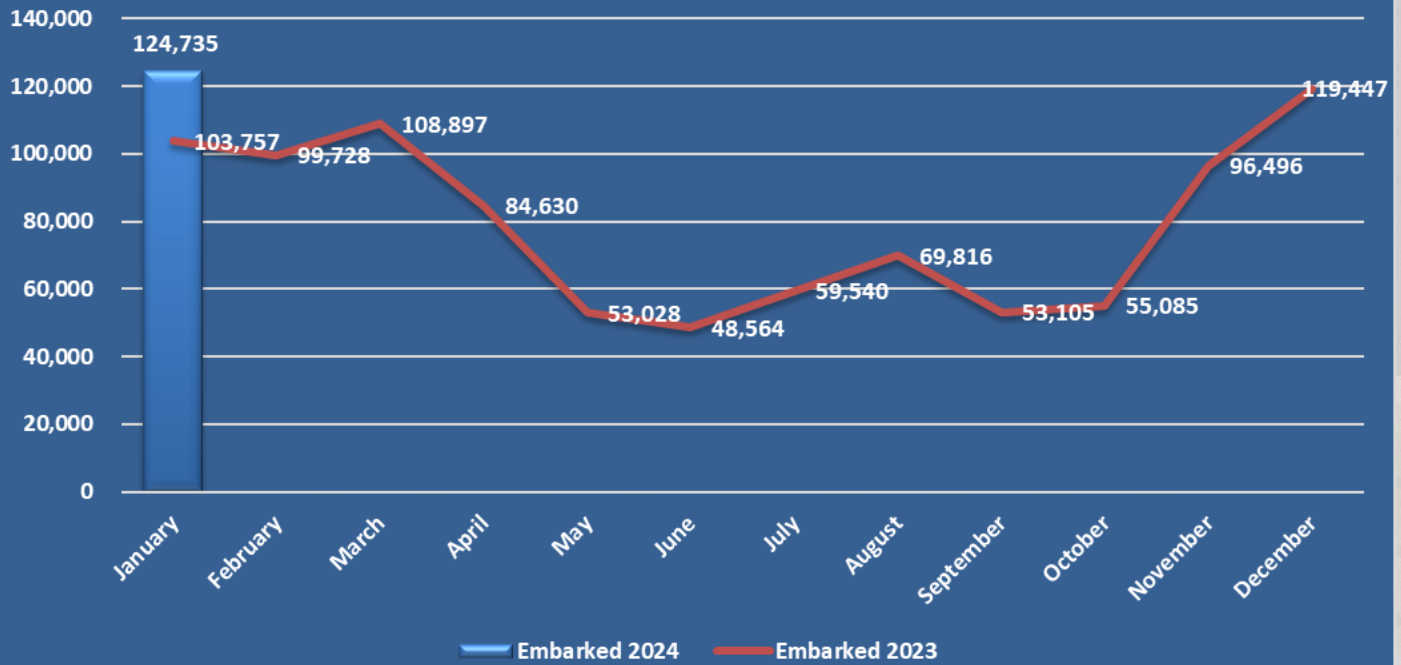


**GRANTLEY ADAMS INTERNATIONAL AIRPORT INC.**  
**SUMMARY OF TRAFFIC**  
**2024**

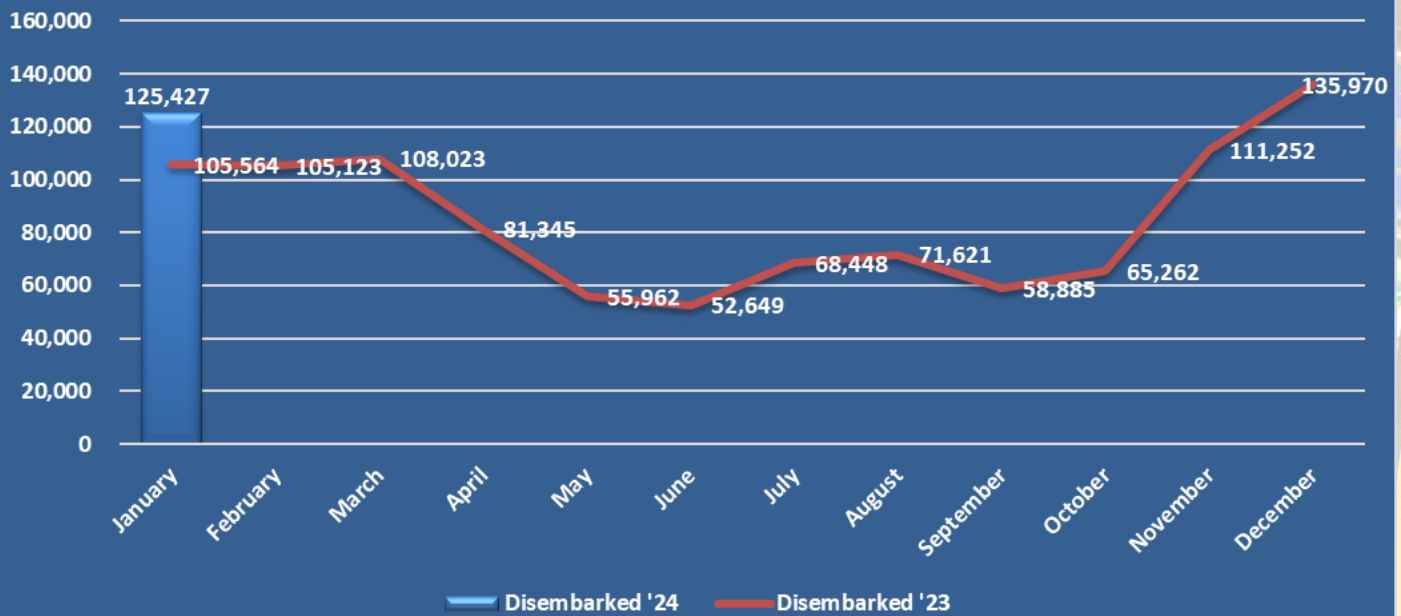
Month	Embarked PAX	Disembarked PAX	Transits PAX	Transfers PAX	Total Passengers	Cargo Loaded (Kgs)	Cargo Unloaded (Kgs)	Mail Loaded (Kgs)	Mail Unloaded (Kgs)	Total Cargo & Mail (Kgs)	Aircraft Movements
January	116,563	125,427	7,424	8,172	257,586	153,727	351,105	934	2,839	508,605	4,150
February	-	-	-	-	-	-	-	-	-	-	-
March	-	-	-	-	-	-	-	-	-	-	-
April	-	-	-	-	-	-	-	-	-	-	-
May	-	-	-	-	-	-	-	-	-	-	-
June	-	-	-	-	-	-	-	-	-	-	-
July	-	-	-	-	-	-	-	-	-	-	-
August	-	-	-	-	-	-	-	-	-	-	-
September	-	-	-	-	-	-	-	-	-	-	-
October	-	-	-	-	-	-	-	-	-	-	-
November	-	-	-	-	-	-	-	-	-	-	-
December	-	-	-	-	-	-	-	-	-	-	-
<b>TOTAL</b>	<b>116,563</b>	<b>125,427</b>	<b>7,424</b>	<b>8,172</b>	<b>257,586</b>	<b>153,727</b>	<b>351,105</b>	<b>934</b>	<b>2,839</b>	<b>508,605</b>	<b>4,150</b>



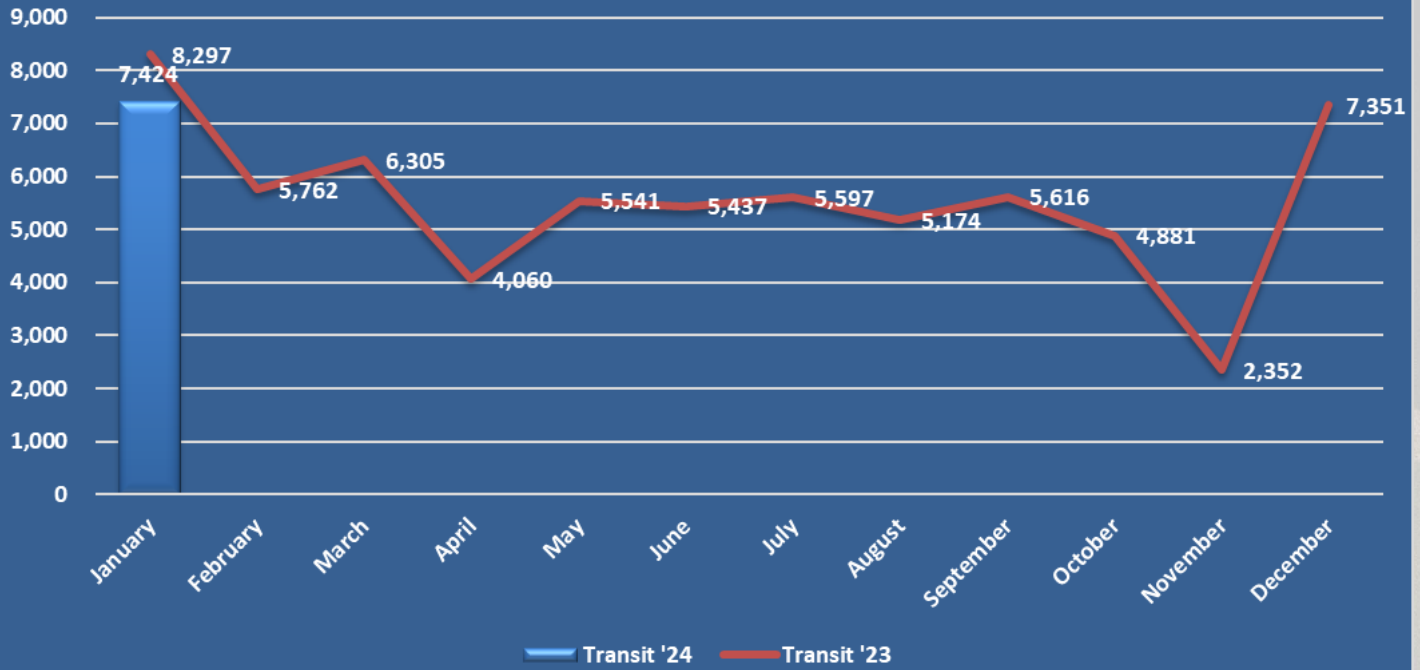
### Embarked Passengers 2024 With Comparative 2023



### Disembarked Passengers 2024 With Comparative 2023



### Transit Passengers 2024 With Comparative 2023



### Total Airline Passengers Jan - Dec 2024 With Comparative 2023

