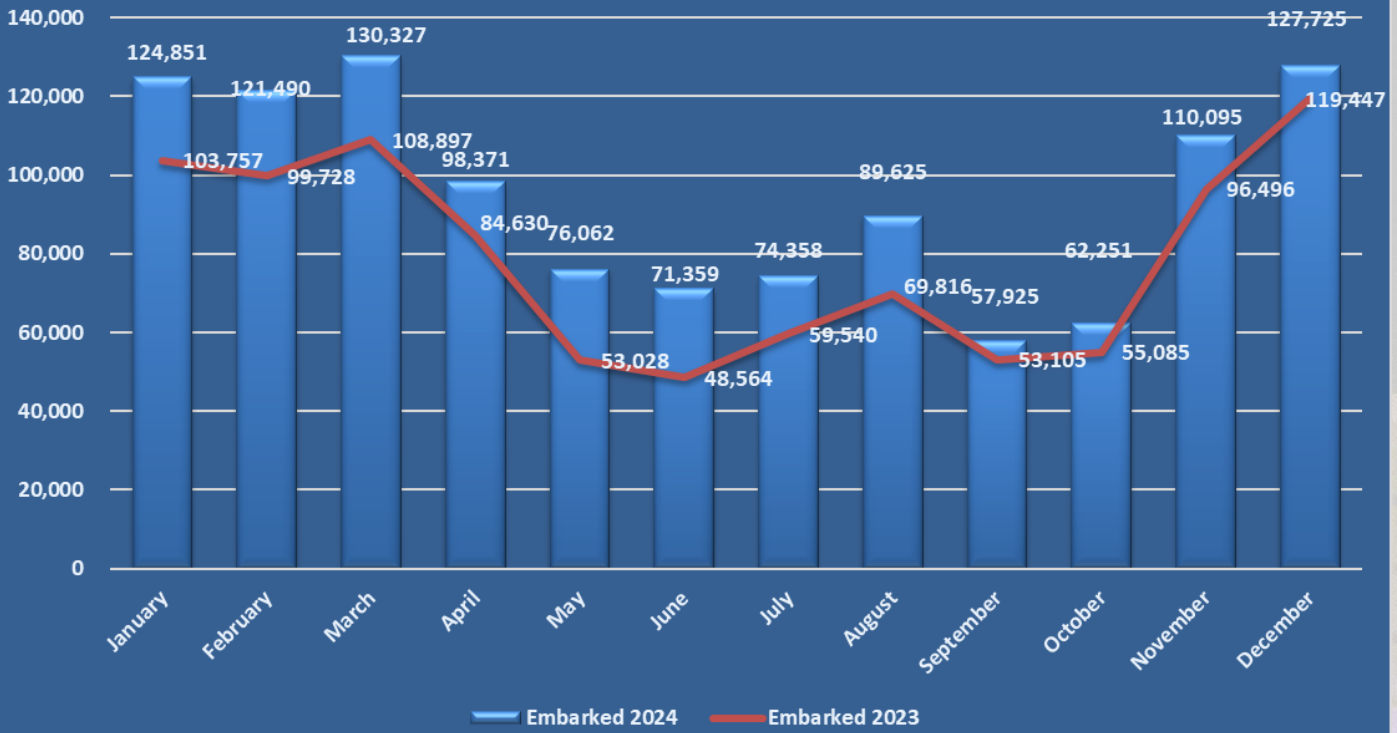


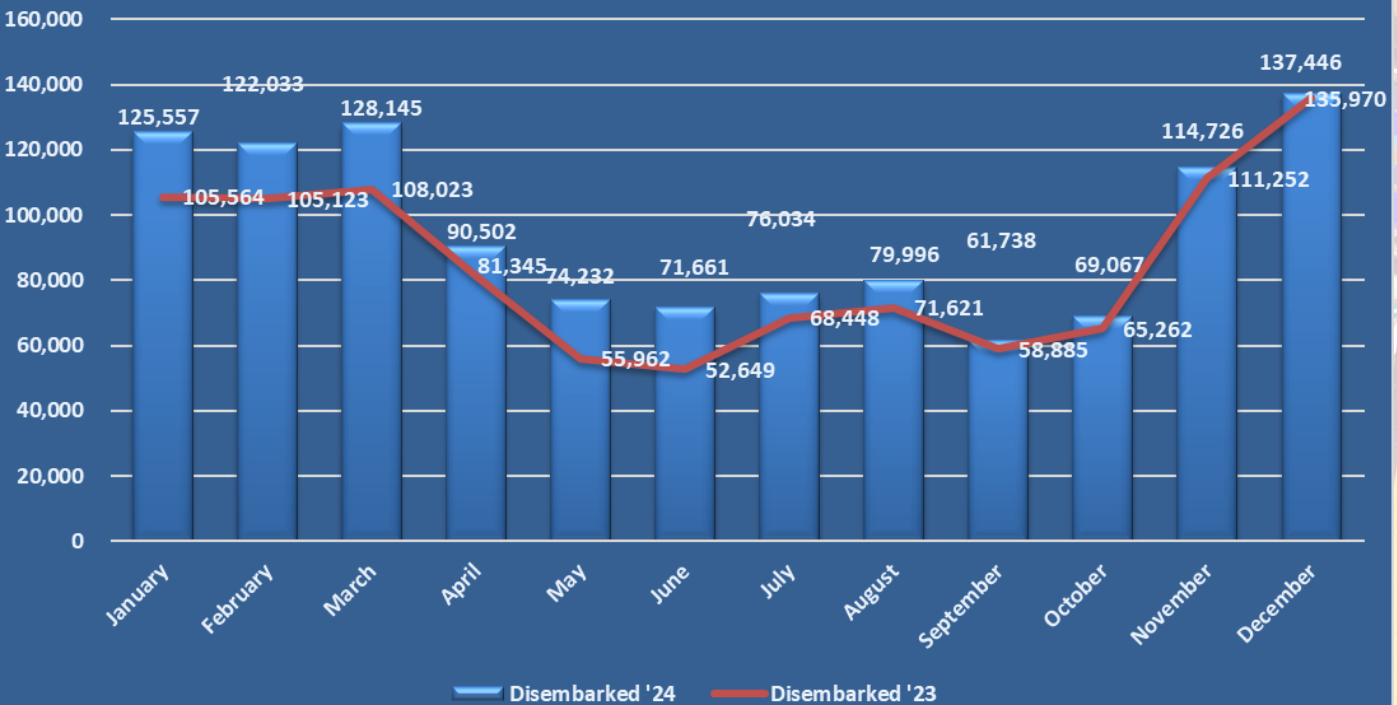
**GRANTLEY ADAMS INTERNATIONAL AIRPORT INC.**  
**SUMMARY OF TRAFFIC**  
**2024**

Month	Embarked PAX	Disembarked PAX	Transits PAX	Transfers PAX	Total Passengers	Cargo Loaded (Kgs)	Cargo Unloaded (Kgs)	Mail Loaded (Kgs)	Mail Unloaded (Kgs)	Total Cargo & Mail (Kgs)	Aircraft Movements
January	116,679	125,557	7,424	8,172	257,832	153,727	351,105	934	2,839	508,605	4,150
February	113,311	122,033	7,049	8,179	250,572	224,396	503,320	903	4,644	733,263	3,792
March	121,841	128,145	6,784	8,486	265,256	184,367	522,992	5,845	3,602	716,806	4,044
April	90,073	90,502	4,499	8,298	193,372	252,001	529,568	6,395	2,465	790,429	3,438
May	67,916	74,232	5,051	8,146	155,345	313,972	534,013	1,925	4,531	854,441	3,162
June	63,650	71,661	5,092	7,709	148,112	210,244	518,509	761	5,875	735,389	3,042
July	65,194	76,034	5,736	9,164	156,128	273,911	520,882	1,400	4,226	800,419	2,878
August	79,588	79,996	5,892	10,037	175,513	244,709	469,191	804	6,293	720,997	3,038
September	51,133	61,738	7,086	6,792	126,749	200,427	327,053	1,000	3,518	531,998	2,604
October	54,947	69,067	6,158	7,304	137,476	226,687	520,706	778	4,251	752,422	2,782
November	103,384	114,726	7,732	6,711	232,553	249,553	445,086	846	3,189	698,674	3,240
December	120,582	137,446	8,566	7,143	273,737	285,581	688,939	773	3,868	979,161	3,908
<b>TOTAL</b>	<b>1,048,298</b>	<b>1,151,137</b>	<b>77,069</b>	<b>96,141</b>	<b>2,372,645</b>	<b>2,819,575</b>	<b>5,931,364</b>	<b>22,364</b>	<b>49,301</b>	<b>8,822,604</b>	<b>40,078</b>

### Embarked Passengers 2024 With Comparative 2023

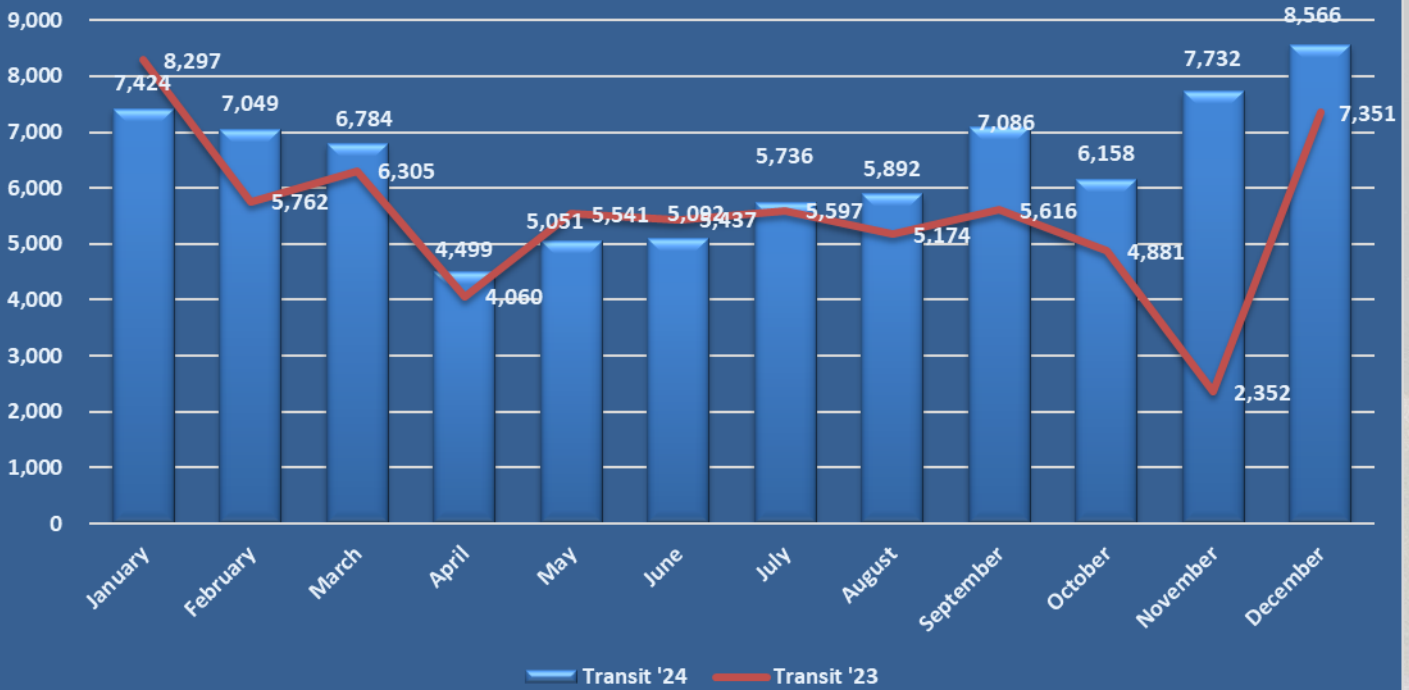


### Disembarked Passengers 2024 With Comparative 2023





### Transit Passengers 2024 With Comparative 2023



### Total Airline Passengers Jan - Dec '24 With Comparative '23

