
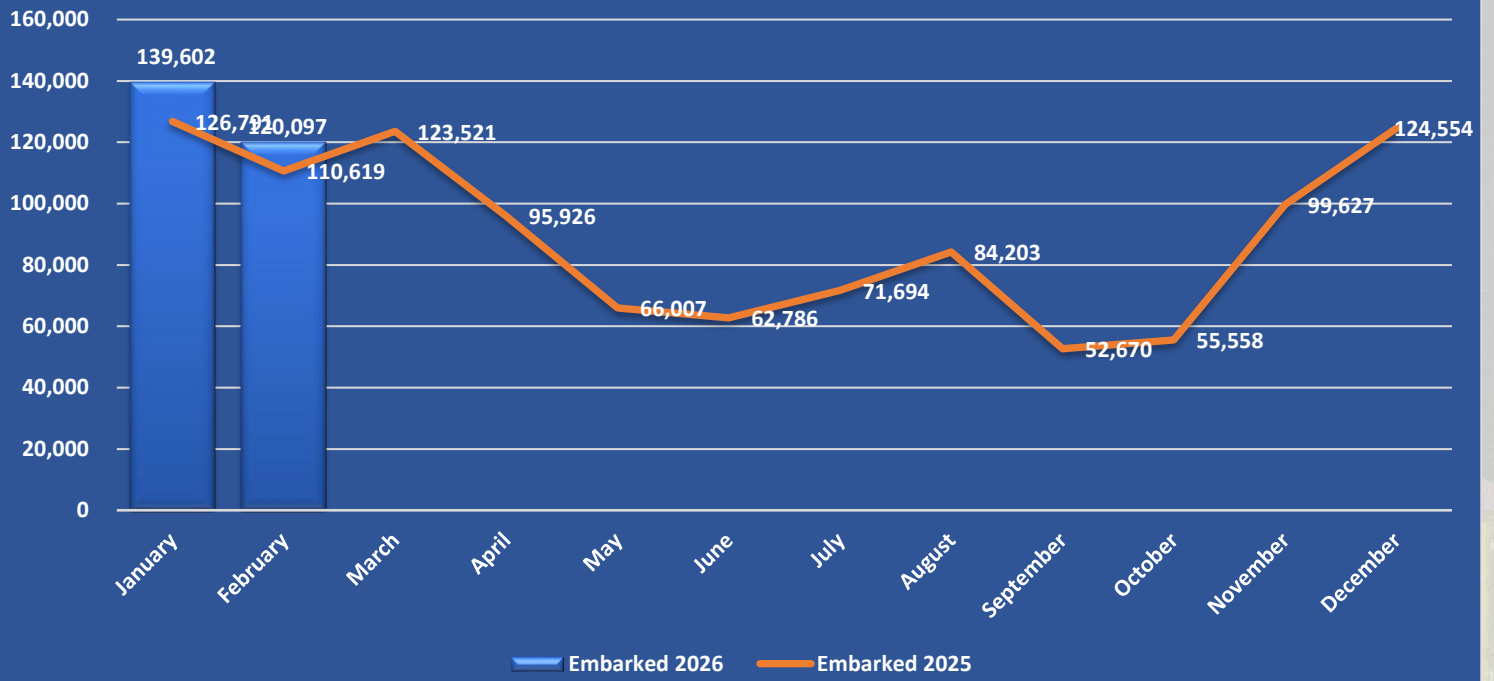


GRANTLEY ADAMS INTERNATIONAL AIRPORT INC.
SUMMARY OF TRAFFIC
2026


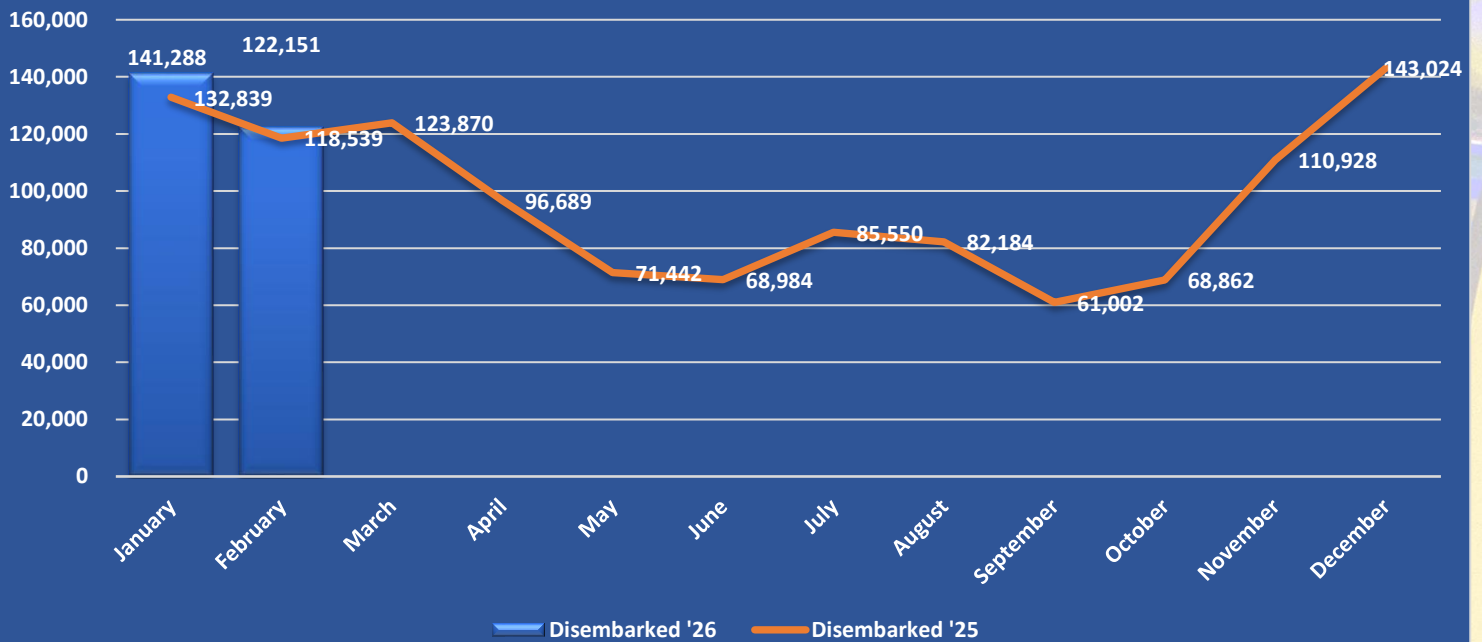
Month	Embarked PAX	Disembarked PAX	Transits PAX	Transfers PAX	Total Passengers	Cargo Loaded (Kgs)	Cargo Unloaded (Kgs)	Mail Loaded (Kgs)	Mail Unloaded (Kgs)	Total Cargo & Mail (Kgs)	Aircraft Movements
January	129,133	141,288	9,614	10,469	290,504	239,058	532,260	677	5,240	777,235	4,092
February	112,973	122,151	10,407	7,124	252,655	294,514	579,825	445	4,879	879,663	3,544
March	-	-	-	-	-	-	-	-	-	-	-
April	-	-	-	-	-	-	-	-	-	-	-
May	-	-	-	-	-	-	-	-	-	-	-
June	-	-	-	-	-	-	-	-	-	-	-
July	-	-	-	-	-	-	-	-	-	-	-
August	-	-	-	-	-	-	-	-	-	-	-
September	-	-	-	-	-	-	-	-	-	-	-
October	-	-	-	-	-	-	-	-	-	-	-
November	-	-	-	-	-	-	-	-	-	-	-
December	-	-	-	-	-	-	-	-	-	-	-
TOTAL	242,106	263,439	20,021	17,593	543,159	533,572	1,112,085	1,122	10,119	1,656,898	7,636



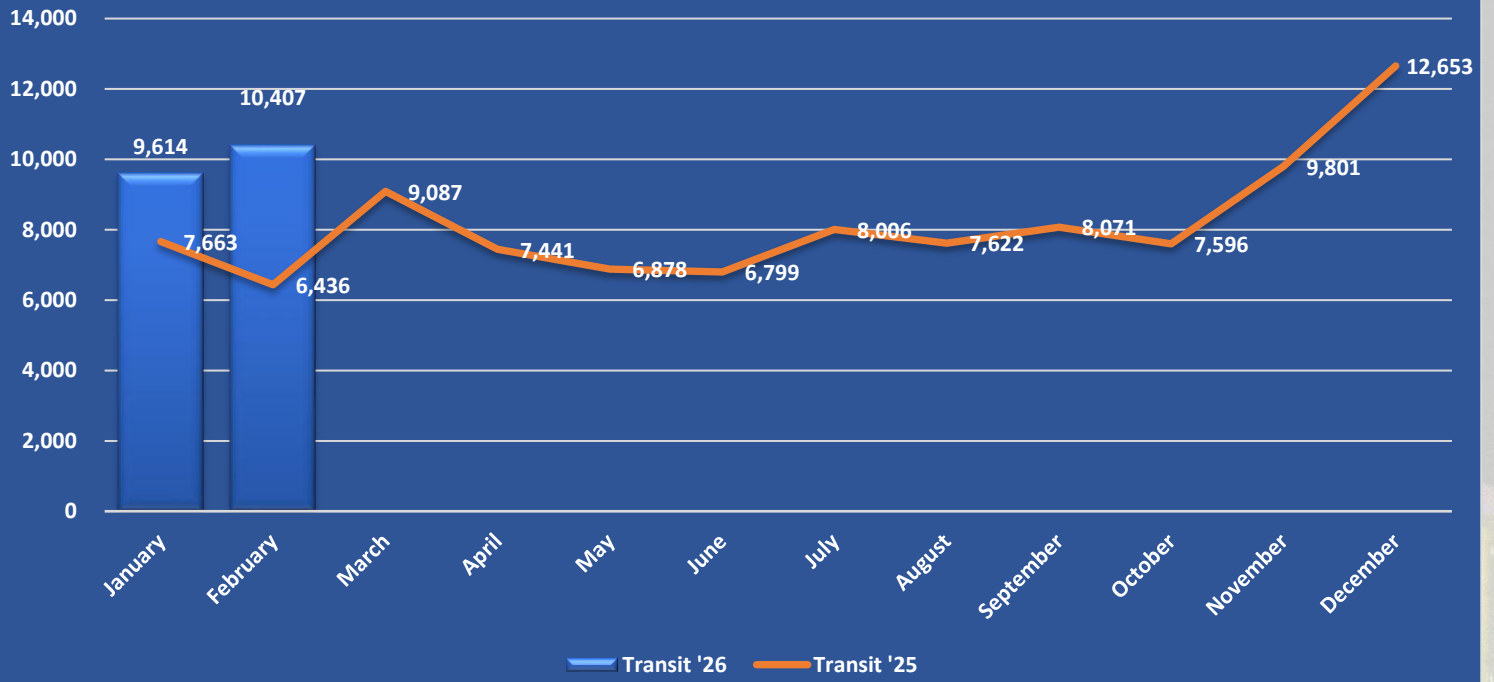
Embarked Passengers 2026 With Comparative 2025



Disembarked Passengers 2026 With Comparative 2025



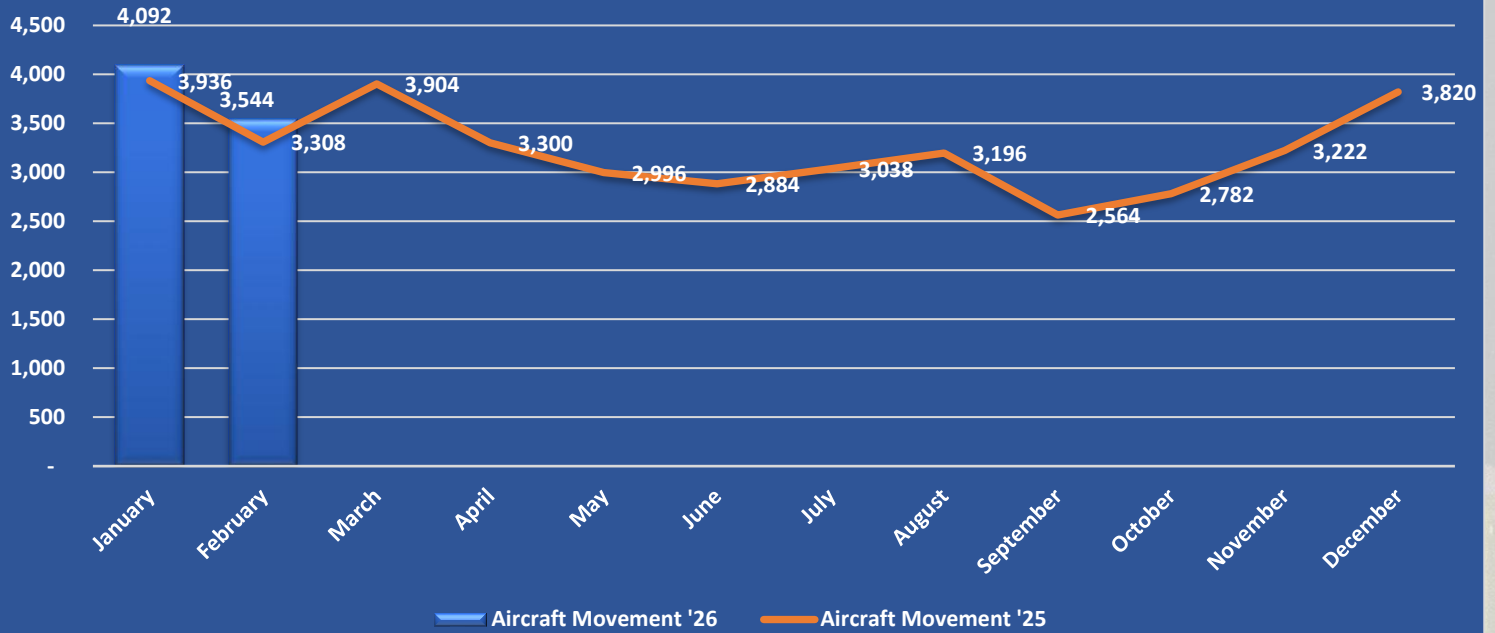
Transit Passengers 2026 With Comparative 2025



Total Airline Passengers Jan - Dec '26 With Comparative '25



Aircraft Movements 2026 With Comparative 2025



Cargo (kgs) & Mail (kgs) 2026 With Comparative 2025

