
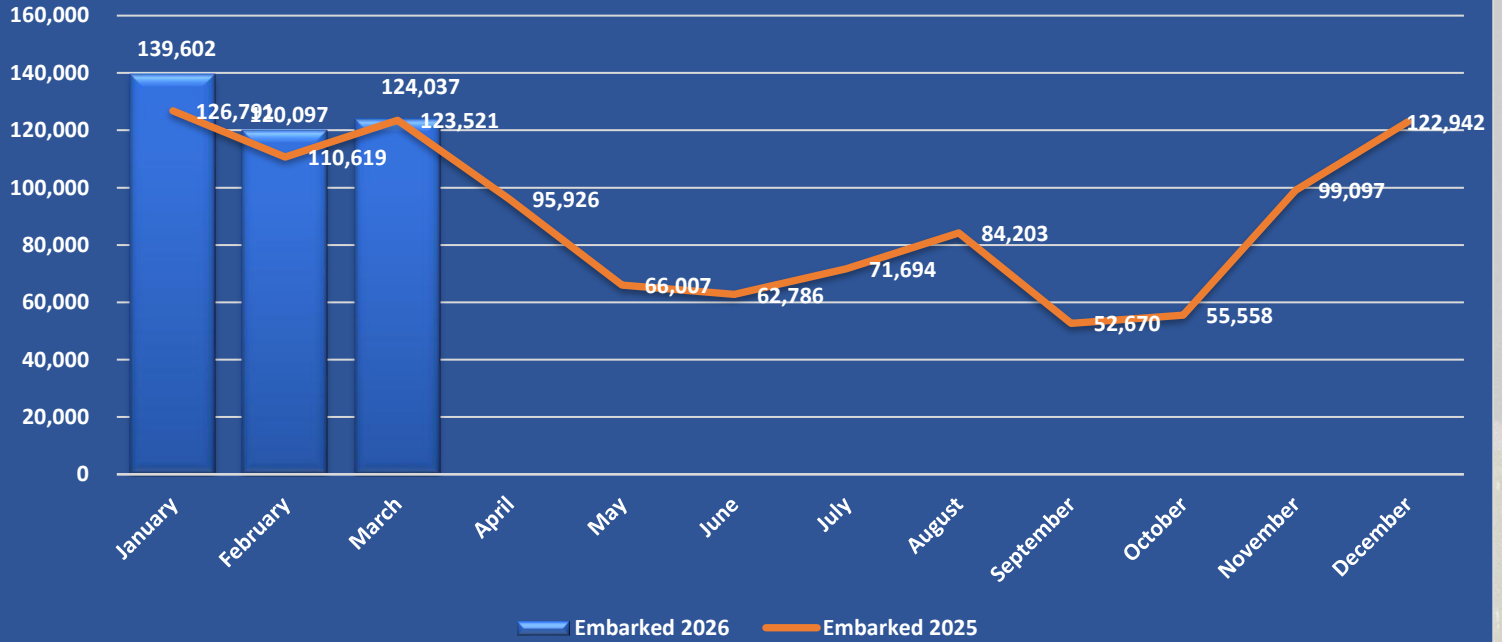


**GRANTLEY ADAMS INTERNATIONAL AIRPORT INC.**  
**SUMMARY OF TRAFFIC**  
**2026**


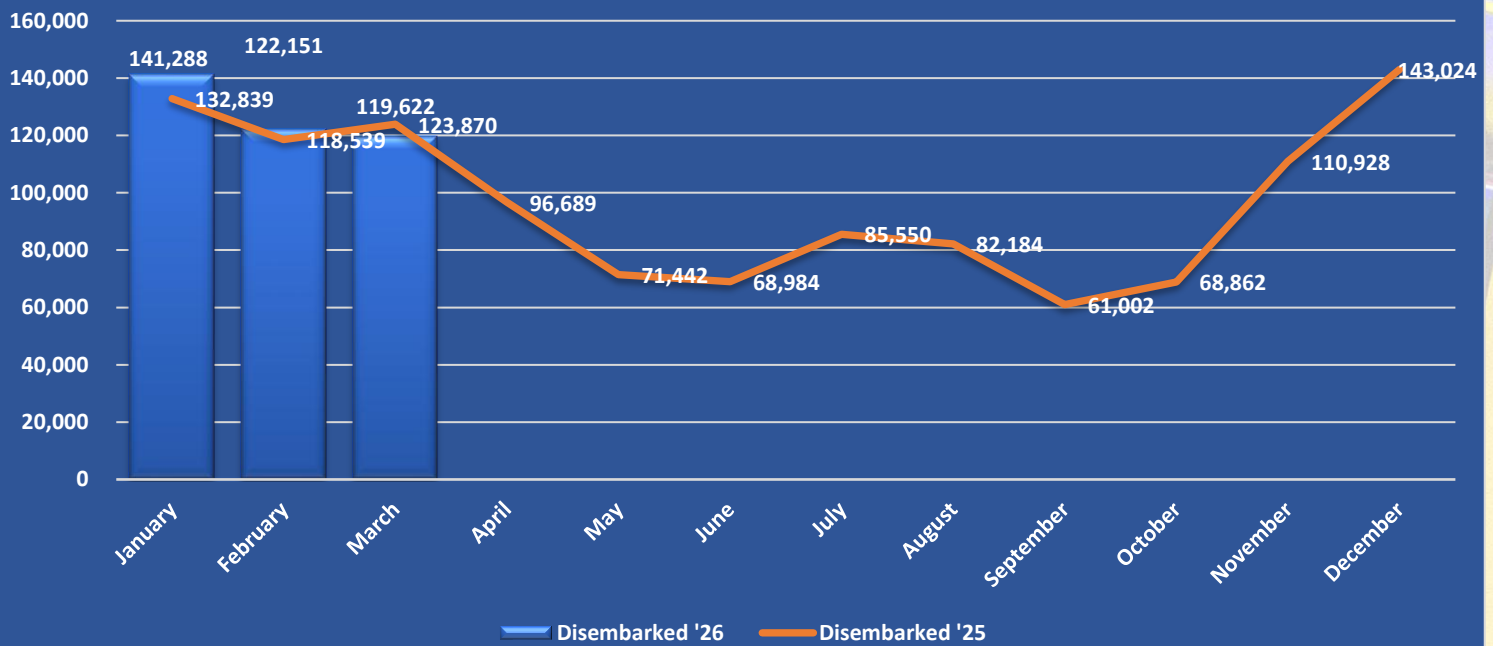
Month	Embarked PAX	Disembarked PAX	Transits PAX	Transfers PAX	Total Passengers	Cargo Loaded (Kgs)	Cargo Unloaded (Kgs)	Mail Loaded (Kgs)	Mail Unloaded (Kgs)	Total Cargo & Mail (Kgs)	Aircraft Movements
January	129,133	141,288	9,614	10,469	290,504	239,058	532,260	677	5,240	777,235	4,092
February	112,973	122,151	10,407	7,124	252,655	294,514	579,825	445	4,879	879,663	3,544
March	116,893	119,622	10,243	7,144	253,902	301,120	578,709	360	5,010	885,199	4,116
April	-	-	-	-	-	-	-	-	-	-	-
May	-	-	-	-	-	-	-	-	-	-	-
June	-	-	-	-	-	-	-	-	-	-	-
July	-	-	-	-	-	-	-	-	-	-	-
August	-	-	-	-	-	-	-	-	-	-	-
September	-	-	-	-	-	-	-	-	-	-	-
October	-	-	-	-	-	-	-	-	-	-	-
November	-	-	-	-	-	-	-	-	-	-	-
December	-	-	-	-	-	-	-	-	-	-	-
<b>TOTAL</b>	<b>358,999</b>	<b>383,061</b>	<b>30,264</b>	<b>24,737</b>	<b>797,061</b>	<b>834,692</b>	<b>1,690,794</b>	<b>1,482</b>	<b>15,129</b>	<b>2,542,097</b>	<b>11,752</b>



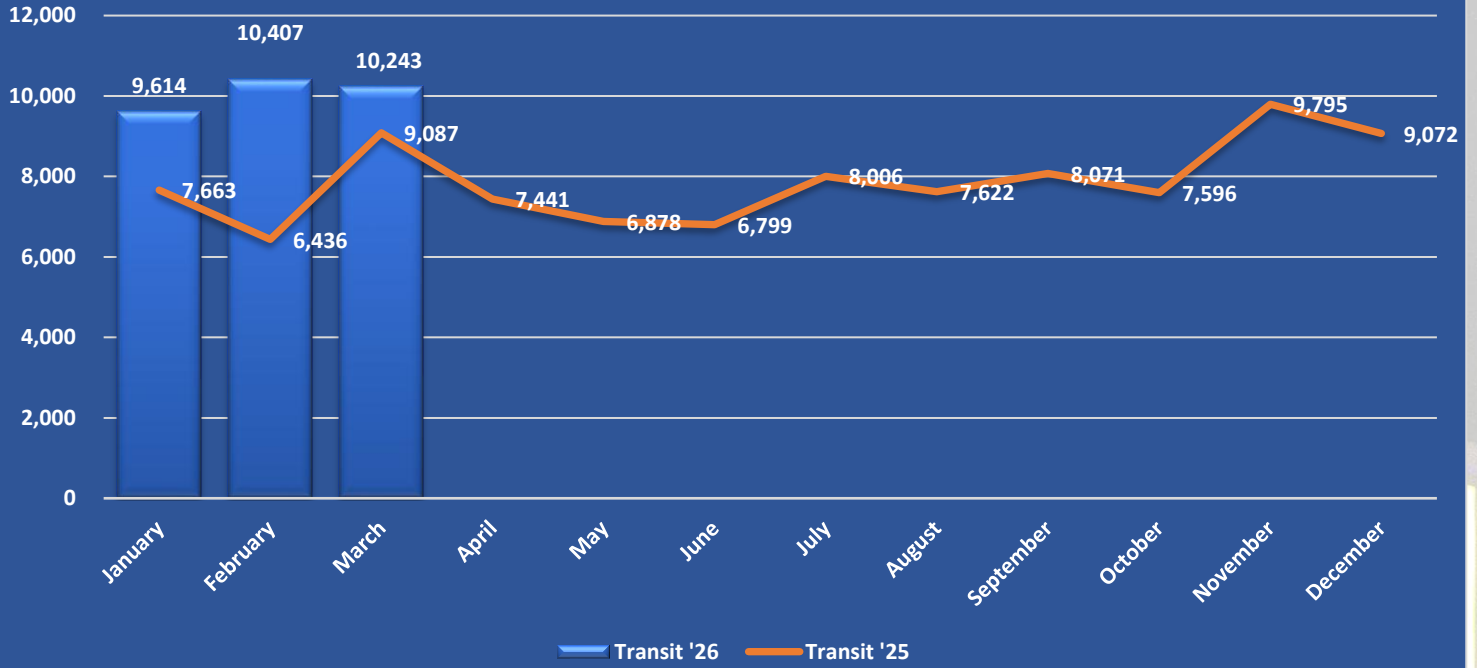
### Embarked Passengers 2026 With Comparative 2025



### Disembarked Passengers 2026 With Comparative 2025



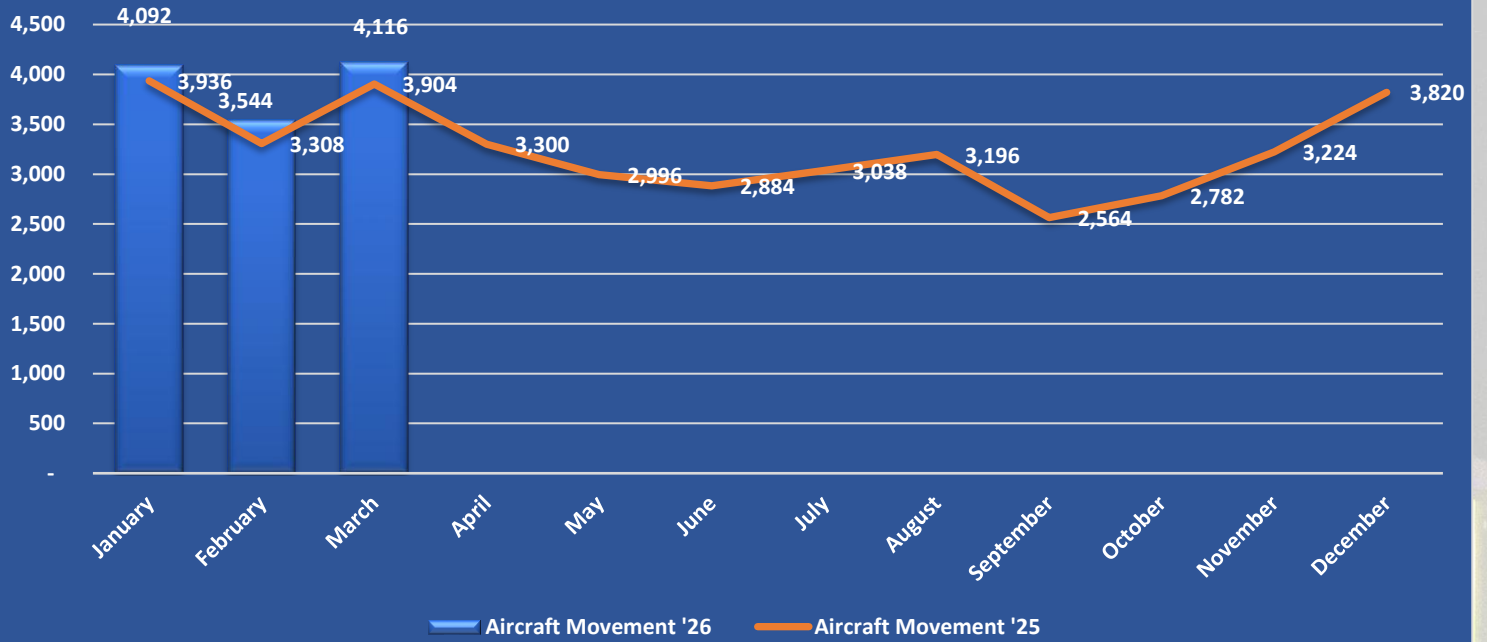
### Transit Passengers 2026 With Comparative 2025



### Total Airline Passengers Jan - Dec '26 With Comparative '25



### Aircraft Movements 2026 With Comparative 2025



### Cargo (kgs) & Mail (kgs) 2026 With Comparative 2025

